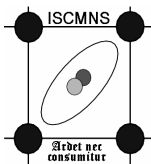


ICCF 16
16th International Conference on
Condensed Matter Nuclear Science



Abstracts
6th To 11th February 2011
GRT Convention Centre,
T.Nagar, Chennai

*Short note at end of booklet gives a brief description
and significance of the Nataraj image on the cover*



*“Celebrating the Centenary of the
Discovery of the Atomic Nucleus”*

16th International Conference on
Condensed Matter Nuclear Science
ICCF 16

Abstracts

**6th To 11th February 2011
GRT Convention Centre,
T.Nagar, Chennai**

PREFACE

The organizing committee has great pleasure in extending a warm welcome to all the participants of ICCF 16 and their spouses to Chennai, and wishes all a very pleasant stay. We believe you will find the weather in February generally congenial. For many of the overseas participants it is perhaps your first visit to India, particularly south India and we hope that the experience of your stay will turn out to be memorable, considering that from a cultural, language and cuisine point of view it is indeed quite different from what you are perhaps accustomed to!

India is going through a very challenging period of growth and development but achieving this through a democratic process has indeed been a formidable task, given the unbelievable diversity of the country in terms of religion, language, caste, ethnic background and most importantly economic disparities. The several millennia of history and tradition have imposed their own advantages and constraints ! There is much debate as to whether India should today be categorized as a developing country or a developed country. The discerning eye will find evidence for both, but irrespective of which category we are slotted into, one thing is certain, you will find India a fascinating story!

This is the first time an ICCF series conference is being held in India and it is a fortuitous coincidence that the timing of the conference coincides with the "Centenary of the Discovery of the Atomic Nucleus". A century after its discovery we are now deliberating novel techniques of changing the composition of the nucleus and releasing nuclear energy in the process. We look forward to another exciting ICCF conference like the previous ones.

At the time of going to press we have received 67 Abstracts from 10 different countries. Unfortunately due to time limitations we can only accommodate about 50 papers in the oral sessions and the balance has had to be assigned to poster sessions. This has indeed been a painful task and we would like to apologize to those of you who may not get an opportunity to present your paper orally.

Have a great stay and feel free to bug any of the organizing committee members for advice or assistance in making the best of your short stay.

Once again a very warm welcome to all !

*M.Srinivasan
Chairman, Organizing Committee*

*L.V.Krishnan
Member, Organizing Committee*

1st January 2011

WELCOME TO ICCF 16

Dr P.K. Iyengar
Chairman, National Steering Committee
(Former Chairman, Atomic Energy Commission,
Government of India)

"I extend a hearty welcome to all the participants of ICCF 16. This is the first time a meeting of the ICCF conference series is being held in India. It is fortuitous that the dates of the meeting coincides with the centenary of the discovery of the atomic nucleus and the birth of the discipline of "Nuclear" science. We are endeavouring to make it a scientifically stimulating and successful event with three satellite programs added. I look forward to meeting you all at Chennai in February, 2011"

Prof. Xing Zhong Li, Professor Emeritus, Tsinghua University,
Beijing , China
President, International Society for Condensed Matter Nuclear
Science (ISCMNS)

"I am very happy that ICCF 16 is being organized in Chennai, India under the auspices of the International Society for Condensed Matter Nuclear Science (ISCMNS) in collaboration with renowned professional scientific bodies of India such as The Indian Physics Association (IPA) and the Indian Nuclear Society (INS). This is the first time that ISCMNS is associated with the organization of an ICCF series conference since its founding in 2002. The CMNS community eagerly looks forward to the re-emergence of India as a key player in the field. We are confident that the advances in the field to be communicated at the conference will inspire more young researchers to enter the field! I wish the conference all success."

Dr. Bikash Sinha,
Former Director, Variable Energy Cyclotron Centre, Kolkata, India
Former President, Indian Physics Association

"The central motivation of science is to understand Nature a little better - the rest is only the frill of the contemporary fashion and prejudices. The subject of this conference has puzzled Physicists for two decades and the field promises to be rich with marvelous possibilities and surprises.

The Indian Physics Association is happy to be associated with its organization and extends a very warm welcome to all the participants!"

Dr. Baldev Raj,
Director, Indira Gandhi Centre for Atomic Research
President, Kalpakkam Chapter of the Indian Nuclear Society
Vice President, Materials Research Society of India

"The Indira Gandhi Centre for Atomic Research (IGCAR) and the Kalpakkam branches of the Indian Nuclear Society (INS) and the Materials Research Society of India (MRSI) are happy to be associated with the organization of ICCF 16 in the Chennai region. The curious puzzle in Condensed Matter Nuclear Science is how loading of hydrogen or deuterium in a metallic Pd lattice with chemical energy inputs of the order of a few eV can trigger nuclear reactions generating energy of the order of several MeV. Clearly materials issues appear to hold the key to arriving at a satisfactory understanding of Low Energy Nuclear Reaction (LENR) phenomena. The role of hydrogen isotopes in metal systems is a venerable classical topic which has already received considerable attention in the nuclear industry and may provide some insights in this context.

Also the intriguing reports of the occurrence of nuclear transmutation reactions in biological systems which is to be discussed in a post conference workshop is of topical interest to the challenge of nuclear waste management and deserves attention.

I look forward to interactions with the international experts in these topics and wish the conference all success.

Organizing Committee

M.Srinivasan	Chairman, Formerly Assoc. Dir. Phys. Group, BARC
L.V.Krishnan	(Former Director, Safety Research and Health Physics programmes, IGCAR)
J.C Kapoor	Director, Centre for Fire, Explosive and Environment Safety (CFEES), DRDO
C.V.K.Maithreya	Business Adviser, Head, Conference Management Committee
Suresh Lee	Former Director, Health & Safety Group, IGCAR
A.K.Tyagi	MRSI, Kalpakkam Chapter
B.Venkatraman	President, Indian Society for Radiation Physics
R.Govindaraj	Chairman, Kalpakkam Chapter of IPA
R.K.Choudhary	Head, Nuclear Physics Division
R.Sundaresan	Formerly of Analytical Chemistry Division, BARC.

Scientific Program Committee

M.Srinivasan,	India
L.V.Krishnan	India
Akito Takahashi	Japan
Bill Collis	Italy
David Nagel	USA
Edmund Storms	USA
X.Z.Li	China
Yury Bazhutov	Russia

SPONSORSHIP AND PATRONAGE

Main Sponsors :

- * International Society for Condensed Matter Nuclear Science (ISCMNS)
- * Indian Physics Association (IPA)
- * Indian Nuclear Society (INS)

Patronage Provided by :

- * National Institute for Advanced Studies (NIAS), Bangalore
- * Materials Research Society of India (MRSI)
- * Indian Chemical Society (ICS)
- * Indian Society for Radiation Physics (ISRP)
- * Indian Institute of Metals (Kalpakkam Chapter)

Partial Financial Support Provided by :

- * New Energy Foundation, New Hampshire, USA
- * Nuclear Power Corporation of India (NPCIL)
- * Atomic Energy Regulatory Board (AERB)
- * Board of Research for Nuclear Sciences (BRNS)
- * Defense Research and Development organization (DRDO)
- * Department of Science and Technology (DST)
- * TAG-VHS Diabetic Research Centre, Taramani, Chennai

COMMITTEES

International Advisory Committee

Yury Bazhutov	Russia
William Collis	Italy
Martin Fleischmann	UK
Alison Godfrey	USA
Igor Goryachev	Russia
Peter Hagelstein	USA
Yasuhiro Iwamura	Japan
Xing Zhong Li	China
Michael McKubre	USA
Michael E. Melich	USA
George Miley	USA
David J. Nagel	USA
Bikash Sinha	India
Mahadeva Srinivasan	India
Akito Takahashi	Japan
Vittorio Violante	Italy

National Steering Committee (NSC)

P.K.Iyengar	Chairman of NSC) (Former Chairman, AEC
S.Banerjee	Chairman, AEC
Ashok Parthasarathi	Former Science Advisor to PM Indira Gandhi
Bikash Sinha	Former President, IPA
P.Rama Rao	(President, INS)
Baldev Raj	Director, IGCAR
Vasudeva Rao	Director, Chemical Group, IGCAR
V.S. Ramamurthy	Director, NIAS
T.Ramasami	Secretary, DST
Prahlada	CC (R&D (SI)), DRDO
R.K.Sinha	Director, BARC
K.Kailas	President, IPA
K.P.Sinha	Prof. Emiretus, IISC
J.P.Mittal	Former Director Chemistry Group, BARC
D.V.Gopinath	Founder Secretary, ISRP
M.Srinivasan	Corresponding Secretary

TOPIC WISE INDEX

A. OVERVIEW

- Ov-01** What is Needed in LENR/FPE Studies
Michael C. H. McKubre 12
- Ov-02** What is Real About Cold Fusion and
What Explanations are Plausible?
Edmund Storms 14
- Ov-03** The Status of Cold Fusion
Edmund Storms 15

B. GAS LOADING

- GL-01** Evaluation of Vibrator on Production of Helium and
Energy in the "Solid Fusion"
Y.Arata et al 16
- GL-02** Modeling Anomalies in Nano-Palladium D(H)-Gas
Loading Experiments
A.Takahashi et al 17
- GL-03** Mechanisms for Heat Generation during Deuterium
and Hydrogen Loading of Palladium Nanostructures
O. Dmitriyeva et al 19
- GL-04** Fabrication, Characterization, and Evaluation of Arata
Style Alloys
M. A. Imam et al 20
- GL-05** Is the Excess Heat from Gas Loading Consistent with
D-H Exchange?
David A. Kidwell et al 21
- GL-06** Nuclear "Ash" and Particle Detection in Gas Loading
Experiments
David A. Kidwell et al 23
- GL-07** Excess Heat in a Long Thin Palladium Tube at Room
Temperature using Gas-Loading Method
Q. M. Wei et al 24

GL-08	"Excess Heat" Triggering by "Pumping Effect" in a H-Pd Gas Loading System <i>Jian Tian et al</i>	26
GL-09	Examination of errors that occur when using a gas-filled calorimeter <i>Edmund Storms</i>	27
GL-10	Cold Nuclear Fusion in the Earth's Crust <i>Genadi Tarasenko</i>	28
GL-11	Initiation of the Cold Fusion Reactions by Air Components <i>Sergey A. Tsvetkov</i>	29
GL-12	Flow Calorimetric Measurements of Interaction of H ₂ , D ₂ , He with Nanocoated Wires of Ni and Pd-Alloy at Temperatures upto 850°C <i>Francesco Celani et al</i>	30

C. ELECTROLYSIS

EI-01	The Theoretical Basis of SuperWaving LENR <i>Irving Dardikand Shaul Lesin</i>	33
EI-02	The Evidence for the Fleischmann-Pons Effect <i>Rodney W. Johnson and Michael Melich</i>	34
EI-03	Stimulation of PdD _x Wires at Cryogenic Temperatures <i>Francis Tanzella et al</i>	35
EI-04	Magnetic Field Triggering of Excess Power in Deuterated Palladium <i>Scott R. Chubb and Dennis G. Letts</i>	37
EI-05	Electrochemistry and Calorimetry of Ruthenium Co-Deposition <i>Melvin H. Miles</i>	38
EI-06	Excess Heat Power Registration in Experiments with High Voltage Electrolysis Cell <i>A.B. Karabut and E.A. Karabut</i>	40
EI-07	Progress of Reproduction of Excess Heat in Pd/D ₂ O+D ₂ SO ₄ Electrolytic Cells <i>Wu-Shou Zhang</i>	41

EI-08	The Observation of Abnormal Phenomena in a Pt(H)/ K ₂ CO ₃ /Pd System during its Electrolysis and Triggered by an Ultrasonic Wave Generator Jian Tian et al	42
EI-09	Calorimetric & Nuclear Phenomena in anode Plasma Electrolysis Yu.N. Bazhutov et al	43
EI-10	Protocol for a Silicate-based LENR Using Electrodes of Various Metals Brian P. Roarty and Carol J.Walker	44
EI-11	Metallurgy and Calorimetry of Pd-B and Pd-Ce-B Materials M.A. Imam and M.H.Miles	46
EI-12	Investigations of Possible Shuttle Reactions in Co-Deposition Systems Melvin H. Miles	48
EI-13	New Analysis of MIT Calorimetric Errors Melvin H. Miles and Peter Hagelstein	50
EI-14	Production of Neutron-rich Bi Isotopes and Hypothesis About Formation and Decay of the Long-living Nuclear Molecules. D. S. Baranov and O. D. Baranova	52
EI-15	Statistical Analysis of Diurnal Variations in an LENR Experiment Felix Scholkmann et al	53

D. THEORY

Th-01	Modeling Excess Heat in the Fleischmann-Pons Experiment Peter L. Hagelstein and Irfan U.Chaudhary	55
Th-02	Roles of Crystal Size, Electromagnetic Fields and Deuterium Flux in Triggering Excess Power in PdD Scott R. Chubb	57
Th-03	Simulation of Palladium Fission Products Using the FCC Lattice Model Norman D. Cook and V.Dallacasa	59

Th-04	Quantum-Correlated Fluctuations, Enhanced Tunneling, and Low-Energy Nuclear Reactions in Condensed Matter (Alloys) <i>K. P. Sinha and A.Meulenberg</i>	61
Th-05	From the Naught Orbit to He ⁴ Ground State <i>Andrew Meulenberg and K. P. Sinha</i>	63
Th-06	Introduction to Pico-chemistry and Experimental Approach <i>Jacques Dufour</i>	64
Th-07	Localization Effects of Low-Energy Deuterons in a Lattice <i>Valerio Dallacasa and Norman D. Cook</i>	65
Th-08	Low Energy Sub-barrier Correlated Nuclear Fusion in Dynamical Systems <i>V.I.Vysotskii and S.V.Adamenko</i>	67
Th-09	The Physical Reasons of Existence of Large-Size Neutron-Nucleus Molecules and Related Anomalies of Long-Distance Low Energy Fusion and Fission <i>V.I.Vysotskii and M.V.Vysotskyy</i>	69
Th-10	Nuclear Exothermic Reactions in Pd lattices: A Theoretical Study of d-d Reaction <i>Fulvio Frisone</i>	71
Th-11	Erziotriton & Cold Nuclear Transmutation Coursed by It <i>Yu.N. Bazhutov</i>	73
Th-12	Compatibility of Ionic Crystal Lattice assisted Nuclear Fusion and Thermonuclear Fusion <i>Arunachalam Lakshmanan</i>	74
Th-13	A Possible Explanation for 'How Coulomb's Repulsion is Overcome in Cold-Fusion' <i>R.C. Gupta</i>	76
Th-14	Possibility of Nuclear Fusion Occurring during Arc-Welding <i>R.C. Gupta</i>	78
Th-15	Deuteron Fusion using Pb Nanoparticles <i>Vasudev Godbole</i>	80

E. NUCLEAR PARTICLE MEASUREMENT

- NP-01** Dynamical Screening Effect on α -decay in Metal during Deuteron Beam Bombardment *J. Kasagi et al* 81
- NP-02** Fusion of Deuterium Nuclei in Tid Systems Stimulated by X Rays *I. Chernov et al* 83
- NP-03** Research into Excited Long Lived 0.6 – 6.0 Kev Energy Levels in the Cathode Solid Medium of Glow Discharge by X-Ray Spectra Emission *A.B. Karabut and E.A. Karabut* 84
- NP-04** Neutron Emission Measurements During Loading Tests On Solid Specimens and Confirmations by EDS Analysis *A. Carpinteri et al* 85
- NP-05** Piezonuclear Neutrons and Transmutations in Iron Bars Treated by Ultrasounds *Andrea Petrucci et al* 87
- NP-06** Cavitation BEC Compression Pulse Explains Experimental Results *Roger Stringham,* 90

F. TRANSMUTATION AND HOTSPOTS

- Tr-01** Advances in Deuterium Permeation Transmutation Experiments *Y.Iwamura et al* 92
- Tr-02** Characterization of Cathodes Before and After Electrolysis *John Dash* 94
- Tr-03** Pd Isotopic Variations After LENR Experiment *M. Valat and J. Dash* 95
- Tr-04** Characteristics and Energetics of Craters in LENR Experimental Materials *David J. Nagel* 96
- Tr-05** Stimulation of Low-Energy Nuclear Reactions in the Gas Discharge. *Irina Savvatimova* 98

Tr-06	Observation of Pits & Pit Swarms in Plastic Solid-State Detectors Exposed in Space and their Erzion Interpretation <i>Y.N.Bazhutov et al</i>	100
--------------	--	-----

G. MATERIALS

Mt-01	Characterization of Pd-Ni-Zr Oxide Compounds <i>A.Kitamura et al</i>	101
Mt-02	Effect of Forced Oxidization on Hydrogen Isotope Absorption/Adsorption Characteristics of Pd-Ni-Zr Oxide Compounds <i>Y. Miyoshi et al</i>	103
Mt-03	Are Oxide Interfaces Necessary for LENR? <i>D.D. Dominguez et al</i>	105
Mt-04	The study of the Fleischman & Pons Effect through the Materials Science Development <i>V. Violante et al</i>	106
Mt-05	Correlation Between Surface Properties and Anomalous Effects in F&P Experiments <i>E. Castagna et al</i>	107

H. ENGINEERING & TECHNOLOGY

ET-01	Robust Performance Validation of LENR Energy Generators <i>K. S. Grabowski et al</i>	108
ET-02	Optimization of LENR Energy Generators <i>Kamron Fazel and David J.Nagel</i>	110
ET-03	Technology of Environmentally Clean Remediating Radioactive Waste Based on Low Energy Transmutation of Radioactive Nuclides <i>I.Goryachev and V.Kuznetsov</i>	112
ET-04	Technology of Wasteless Low Cost Desalinating Sea Water Based on Low Energy Transmutation of Chemical Elements <i>I.Goryachev and V.Kuznetsov</i>	114
ET-05	Hot and Cold Fusion for Energy Generation <i>David J. Nagel</i>	116

What is Needed in LENR/FPE Studies

Michael C. H. McKubre,

SRI International, Menlo Park, California, U.S.A.

ICCF16 marks nearly 22 years of research into the phenomenon first called "cold fusion". This new field has expanded in breadth to the point that numerous acronyms compete to describe overlapping effects. Two of these are: LENR (Low Energy Nuclear Reactions) and its subset FPE (the Fleischmann Pons Effect). Research to elucidate the basic processes and shed light on mechanisms has proceeded effectively continuously since March 1989 at SRI and elsewhere, and diligently and "as time and funds permit" at numerous other accomplished institutions worldwide.

It is now clear to a well-informed but regrettably small group of scientifically-interested individuals that the deuterium-palladium systems conceals a heat source with energy exceeding by several orders of magnitude mechanical, lattice storage or chemical energy effects. Evidences of possible dd fusion products have been widely and numerously observed, at least partially ratifying the original speculative designation of "cold fusion". The effect, however, is apparently not limited to deuterium as a fuel, to helium as a product or to palladium as a matrix, hence the classification of the field as Condensed Matter Nuclear Science (CMNS) to differentiate these "new" effects from those observed in the rarified environments of particle and plasma physics.

The materials-related issues associated with the so-called irreproducibility of CMNS effects presents the greatest barrier to the advancement and acceptance of the field. Precisely because we are dealing with condensed matter, micro-structural and micro-impurity control is difficult and expensive, requiring specialized equipment, control and skill. Problems of similar scale (and origin) have been faced and overcome in the past in the development of technologies having similar significance for mankind. Two (of many) examples are: the development of solid-state semiconductors; implementation of conventional nuclear power (and weapons).

Absent another Bell Labs or Manhattan Project how should the CMNS field best proceed? Several overlapping options will be discussed. It is well within the capability of "mainstream" scientists and engineers in academia, and in national and private laboratories to resolve the materials issues and the questions of whether or not specific products are or are not present. Without funding they will not be encouraged to do so; without (a higher degree of) acceptance, adequate funding will not be made available. This paper will address various options and strategies to resolve this logical dilemma.

What is Real About Cold Fusion and What Explanations are Plausible?

Edmund Storms

Kiva Labs, Santa Fe, NM, 87501, USA

Experimental observations are now available that allow rational theories and models about the cold fusion effect to be tested. Some of this information is summarized and used to draw logical inferences about the requirements a plausible theory must satisfy.

Hundreds of ways to describe how the process might work have been published and discussed. Most early ideas are not useful because they were based on insufficient information. Therefore, these will be ignored even though they have historical interest. Many ideas have advocates who are not interested in discussing other possibilities, being content to explore their own idea in depth. This talk is not a critique of such approaches, but will try to present a collection of requirements all theories must acknowledge. If a proposed theory is not consistent with these requirements, the originator of this theory can make the necessary changes.

In addition to being consistent with a wide range of observations, a theory must fit the accepted understanding of how materials are known to behave under conditions applied during successful cold fusion studies. Furthermore, if energy is produced by such reactions, it must also be consistent with how an application of similar energy by normal means is known to behave.

While cold fusion is not like hot fusion, it is, nevertheless, part of a fabric of knowledge and needs to be treated as such.

The Status of Cold Fusion

Edmund Storms

Kiva Labs, Santa Fe, NM, 87501, USA

Before a plausible theory can be developed and before useful addition to knowledge can be undertaken, the present knowledge on which the claim for cold fusion rests needs to be understood. This knowledge base has grown to be very complex during the last 21 years and now provides enough replicated and correlated behavior to show most claims to be valid.

The major discoveries will be described and their implications suggested. These implications suggest paths to plausible theories and productive experimental approaches.

The present knowledge base includes information about anomalous power at significant levels, its correlation with helium production, formation of tritium and transmutation products, and emission of various types and energies of radiation.

Evaluation of Vibrator on Production of Helium and Energy in the "Solid Fusion"

Y. Arata, Y.C. Zhang, and X.F. Wang

*Center for Advanced Science and Innovation,
Osaka University, Osaka, 565-0871, Japan*

In the present paper, the apparatus has been improved for the anomalous heat production and detection condition of "Solid Fusion Reactor". A coil vibrator was set under the stainless steel reactor, which is capable to vibrate the reactor and the inside powder to improve the contact rate of the powders and D_2/H_2 gas during gas loading (Jet-Fusion) and the following skirt-fusion. On the other hand, an outer low vacuum chamber was applied to improve the cooling condition (namely, decrease the thermal loss). As results, the anomalous heat and the released Helium data detected by mass spectroscopy of $ZrO_2 \cdot Ni_{30}Pd_5$ powder were presented as the evaluation factors.

Modeling Anomalies in Nano-Palladium D(H) - Gas Loading Experiments

A.Takahashi², A. Kitamura¹, Y. Miyoshi¹, H. Sakho¹,
A. Taniike¹, R. Seto² and Y. Fujita²

¹Kobe University & ²Technova Inc. Japan

The Kobe group continues to study underlying physics in the observed anomalies in D(H)-gas loading experiments with nano-metal(M)-particles/metal-oxide samples[1-3], since 2008.

The observed anomalies are summarized as:

1. Very rapid MD(H)x over-full loading ($x > 1$) under near "zero pressure" of D(H)-gas is reproducibly attained for Pd/ZrO₂ (PZ) and Pd/Ni/ZrO₂ (PNZ) samples.
2. Anomalously large released heat (0.6-2.0 eV/D(H)) in Phase-I period for PZ and PNZ samples, compared with known value about 0.2 eV/D(H) for bulk Pd metal (PP) sample, is reproducibly observed. Energy gain (sorption-energy/desorption-energy) for D is near 10.
3. By the forced oxidization (several % PdO formation) of used PZ and PNZ samples, surprising recovery of performances on loading ratio ($x > 1$) and heat release level (0.9-1.5eV/D(H)) has been repeatedly observed, while by the de-oxidization the performances got back to the near bulk ones (0.25-0.28 eV/D(H), $x = 0.4-0.7$) for PZ sample.
4. To study dynamics of D(H)-sorption (adsorption/absorption), time-dependent measurements of evolutions for D(H)/M ratios and η -values (energy per a D(H)-sorption) have provided interesting data with very large isotopic effects, which suggests some "nuclear effects".

We discuss mechanisms to answer why such "chemical + nuclear" anomalies take place in "mesoscopic" particles confined in metal-oxides. A special role of PdO surface layer is modeled to scope the generation of surface sub-nano-holes (SNH). SNH may trap D(H)-clusters on surface with deep adsorption potential, providing seeds of 4D/TSC-induced 4d fusion (23.8MeV/⁴He-product).

It enhances D(H)-diffusion into Pd lattice sites of nano-particle, and at the end of Phase-I realizes the $x > 1$ state with "very deep (1.5-1.8 eV for PZ)" global trapping potential (GPT) of "mesoscopic catalyst". In GPT there holds local shrunken Bloch potentials for MD(H) lattice to induce the non-linear D(H)-oscillation mode that enhances very much the TSC (tetrahedral symmetric condensate) formation probability in the nano-particle.

References:

- [1] A. Kitamura, T. Nohmi, Y. Sasaki, A. Taniike, A. Takahashi, R. Seto, Y. Fujita: Physics Letters A, 373 (2009) 3109-3112
- [2] Akira Kitamura, Akito Takahashi, Yu Sasaki, Yuki Miyoshi, Akira Taniike, Reiko Seto and Yushi Fujita: "Heat Evolution from Pd Nanopowders Exposed to High-Pressure Hydrogen Isotopes and Associated Radiation Measurements", J.P.Biberian, Ed., JCMNS, Vol.5, 2011, Under publication.
- [3] Akira Kitamura, Akito Takahashi, Yu Sasaki, Yuki Miyoshi, Akira Taniike, Reiko Seto and Yushi Fujita: "Anomalous Heat Evolution in Charging of Pd Powders with Hydrogen Isotopes", J. Marwan Ed., LENR NET Sourcebook Vol.3, American Chemical Society, to be published in 2010

Mechanisms for Heat Generation during Deuterium and Hydrogen Loading of Palladium Nanostructures

O. Dmitriyeva^{1,2}, R. Cantwell¹, M. McConnell¹, G. Moddel²

¹*Coolscience, LLC, Boulder, CO, USA*

²*University of Colorado at Boulder, CO, USA*

Recent studies on deuterium loading of palladium nanostructures demonstrated consistent and repeatable anomalous heat production [1-4]. Our group has investigated the effect and confirmed anomalous heat production in alumina powders containing highly dispersed Pd nanoparticles.

Further investigation at different pressures and loading rates has shown a clear association between exothermic and endothermic features along with overall heat production upon exposure of the material to deuterium and hydrogen gases. This association provides insight into underlying mechanism and the crucial question as to the origin of the anomalous heat.

References

- [1] David A.Kidwell, Allison E.Rogers, Kenneth Grabowski, and David Knies, ICCF-15, 2009, Rome, Italy
- [2] Y.Arata, Y.Zhang, X.Wang, ICCF-15, 2009, Rome, Italy
- [3] Y.Sasaki, A.Kitamura, A.Takahashi, ICCF-15, 2009, Rome, Italy
- [4] T.Hioki et al., ICCF-15, 2009, Rome, Italy

Fabrication, Characterization, and Evaluation of Arata Style Alloys

M.A. Imam¹, J.H. He², D.D. Dominguez¹, and D.A. Kidwell¹

¹*Naval Research Laboratory, Washington DC 20375 USA*

²*Nova Research, Inc., Alexandria VA 22308 USA*

Zirconium-Nickel-Palladium alloys have been reported to generate a greater amount of heat with deuterium than with light hydrogen in gas loading experiments.[1] What is intriguing about these experiments is the long-term heat observed. Others, using commercial materials of similar composition, have been unable to observe long-term heat.[2]

We also have been unable to observe long-term heat in the commercial materials. Furthermore, when tested using our protocol of measuring both the heat during pressurization and evacuation [3], the commercial materials do not show much, if any, excess heat.

We made a large series of materials at NRL along the lines of Arata. The results of these experiments and characterization of our alloys as compared to Arata's reported results will be presented.

References:

- [1] Y. Arata, Y. Zhang, and X. Wang, "Production of Helium and Energy in the 'Solid Fusion' ", in 15th International Conference on Condensed Matter Nuclear Science. 2009. Rome, Italy.
- [2] T. Hioki, H. Azuma, T. Nishi, A. Itoh, J. Gao, S. Hibi, T. Motohiro, and J. Kasagi, "Hydrogen/Deuterium Absorption Property of Pd Fine Particles Systems and Heat Evolution Associated with Loading of Hydrogen/Deuterium", in 15th International Conference on Condensed Matter Nuclear Science. 2009. Rome, Italy.
- [3] D. A. Kidwell, D.L. Knies, A.E. Moser, and D.D. Dominguez, "Yes, Virginia there is Heat, but it is Likely of Chemical Origin", 9th International Workshop on Anomalies in Hydrogen/Deuterium Loaded Metals, Certosa di Pontignano in Siena, Italy, 17-19 September 2010, Approval #09-1226-3219 and Approval #10-1226-2561.

Is the Excess Heat from Gas Loading Consistent with D-H Exchange?

David A. Kidwell¹, A.E. Moser², C.A. Klug¹, D.D. Dominguez¹,
K.S. Grabowski¹, and D.L. Knies¹

¹*Naval Research Laboratory, Washington DC 20375, USA*

²*Nova Research, Inc., Alexandria VA 22308, USA*

Gas loading of sub-nanometer particles of Pd supported or encapsulated on various oxide substrates can generate a greater amount of heat with deuterium than similar loading with light hydrogen gas.[1] One suspected source of this additional heat is the exchange of D for H in -OH or H₂O present on the substrate. To assess whether such an exchange can explain the observed heat, spectrometric techniques were applied to examine the magnitude and kinetics of the D-H exchange process and correlate this to the quantity and kinetics of the heat produced as measured by calorimetry.

Mass spectrometry was performed on the gases extracted during the pump-out phase of the gas loading experiments. A quantitative measure of the magnitude of the exchange was obtained and evaluated as to its contribution to the excess heat observed. However, the kinetics of the H-D exchange process could not be monitored during the pressurization pulse, where most heat is produced.

Other *in situ* measurements such as Fourier Transform InfraRed (FTIR), Nuclear Magnetic Resonance (NMR), and Raman spectroscopies can measure the D-H exchange kinetics. Diffuse reflection FTIR of lightly packed powder was used as an analogy for the calorimetric measurements. Absorption by water and hydroxyl bond vibrations provided a direct measure of the D-H exchange kinetics on various substrates. NMR and Raman spectroscopy was performed to explore other possible sites for D-H exchange, and to obtain the kinetics for those exchanges. If the D-H exchange kinetics from these *in situ* measurements does not match the kinetics of the heat produced, then other sources of the observed, excess heat must be sought.

Our interpretation of the results from all these complimentary measurements will be presented.

References:

- [1] David A. Kidwell, Allison E. Rogers, Kenneth Grabowski, and David Knies, "Does Gas Loading Produce Anomalous Heat?", 15th International Conference on Condensed Matter Nuclear Science, Rome, Italy October 5-9, 2009 Approval # 09-1226-3219.

Nuclear “Ash” and Particle Detection in Gas Loading Experiments

David A. Kidwell¹, David L. Knies¹, F.L. Tanzella², and E. Alvarez²

¹*Naval Research Laboratory, Washington, DC 20375, USA*

²*SRI International, Menlo Park, California, USA*

Gas loading of palladium particles <2 nm in size reproducibly generates anomalous heat. This heat is produced in the presence of deuterium but not in the presence of hydrogen. Control experiments have ruled out heat arising from impurities present in the deuterium, but absent in the hydrogen. Because the system is simple and the process mostly reversible, all extra heat must be of chemical or some other origin.

There should be some signature attesting if this heat is of non-chemical origin. As the exothermic reactions are produced quickly in our system, we can synchronize measurements to the gas-loading pulse time interval, and reduce background. We have done measurements in a specially built apparatus and have found essentially no convincing evidence of nuclear particle or X-ray emissions commensurate with the gas loading pulse. On the other hand, we have seen large light pulses that we attribute to fracturing the silicoaluminate matrix during evacuation and nanoparticle growth during pressurization.

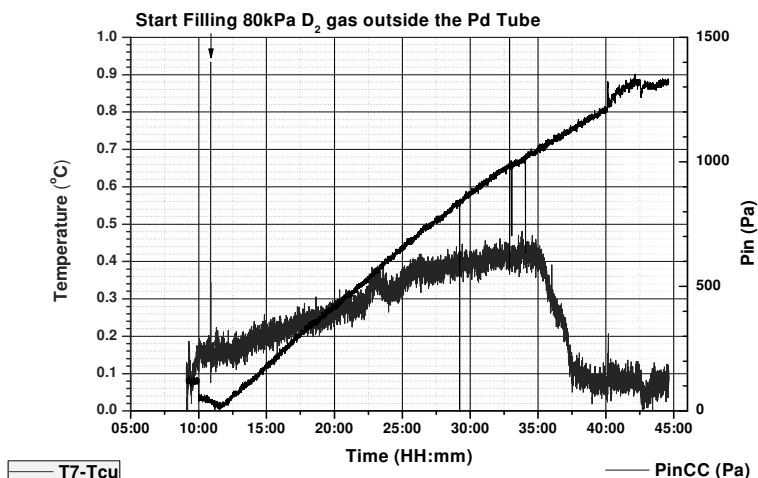
We will review our method of gas loading and why we believe that our approach is ideal to measure anomalous heat and present recent heat measurement results. Results from He⁴ measurements and their correlation with observed heat will be presented, and details of He⁴, X-ray, light, and particle detection along with the pitfalls of their measurement will be discussed.

Excess Heat in a Long Thin Palladium Tube at Room Temperature using Gas-Loading Method

Q. M. Wei, B. Liu, J. Tian, Z. M. Dong,
C. L. Liang, H. Yi and X.Z. Li

Dept. of Physics, Tsinghua University, Beijing 100084, CHINA

Gas-loading experiments using deuterium and palladium have been conducted for 20 years at Tsinghua University since 1989. It evolved from low temperature-high pressure (77K, 9 atm.) to high temperature-low pressure (140°C, 80kPa). The most important finding was the correlation between excess-heat and the deuterium flux at the temperature higher than the boiling temperature [1]. The configuration evolved from thin Pd film to long-thin Pd tube. The length of the palladium tube evolved from 26 mm to 400 mm. The number of palladium tubes evolved from 1 to 5. The direction of deuterium flux evolved from outward to inward through the thin wall of the palladium tube. The calorimeter evolved from the Seeback type to Comparative calibration type. A new result of correlation between excess heat and deuterium flux at room temperature would be presented in details.



A short copper tube is welded between two pieces of palladium tube. The above figure shows the temperature difference between Pd and Cu tubes while the deuterium pressure is 80 kPa outside the Pd tube. The pressure inside the Pd tube is shown by the right ordinate (black). The first spike of temperature difference (red) in 40 seconds is caused by the heat of formation (~ 0.2 eV per d-atom in Pd) and the slow ramp-up in 24 hours is induced by the deuterium flux. A qualitative calculation based on this fast spike and slow heating process induced by deuterium flux shows that the excess heat must be non-chemical origin.

Reference:

- [1] Xing Z. Li, Bin Liu, Jian Tian, Qing M. Wei, Rui Zhou and Zhi W. Yu, J. Phys. D: Appl. Phys. 2003, 36, pp 3095-3097.

"Excess Heat" Triggering by "Pumping Effect" in a H-Pd Gas Loading System

Jian Tian, X.Lu, B. Shen, L. Jin, L. Zhu, X. Zheng
and H. Zhang

*Changchun University of Science and Technology,
Changchun, China*

"Excess heat" especially the one with high power density has been a major destination for LENR or CMNS researchers. "Pumping effect" is one of the methods that could induce a reproducible "excess heat" found by Li and Tian in 2002 [1,2]. But the excess heat with high power density, for example more than $10\text{W}/\text{cm}^3$ Pd was hardly repeated for a relatively long period of time. In order to resolve this problem we redesigned the old experiment system and equipped it with a high quality molecular turbine pump. And then a series of experiments for searching "excess heat" were done in nearly six years. In the just recent we got a little satisfactory "excess heat" result triggering by "pumping effect" in a H-Pd gas loading system: When the input power was 10^{-4}W we got 0.4 W output. The more interesting thing was that the loading ratio at that time was only about 0.014, which implied that a certain gas loading ratio needs a certain "excess heat" condition for heat releasing. The maximum "excess heat" power density was more than $50\text{W}/\text{cm}^3$ Pd. The abnormal effect lasted for about 100 seconds and released nearly 50 J "excess heat" in burst. A possible mechanism is proposed here: The heat burst might be caused by interaction of hydrogen atoms which are transported from $-\beta$ phase of PdH to $-\alpha$ phase due to the pumping. The collisions would happen inside the overlap region of two phases where a selected resonant tunneling fusion [3] might appear.

References:

- [1] Li, X. et al, "Pumping effect" - Reproducible excess heat in a gas-loading D/Pd system. in The 9th International Conference on Cold Fusion, Condensed Matter Nuclear Science. 2002. Tsinghua Univ., Beijing, China: Tsinghua Univ.Press. p.197-201.
- [2] Tian, J. et al, "Excess heat" and "heat after death" in a gas loading hydrogen/palladium system. in The 9th International Conference on Cold Fusion, Condensed Matter Nuclear Science. 2002. Tsinghua Univ., Beijing, China: Tsinghua Univ. Press. p.360-366.
- [3] Li, X. et al, Sub-barrier fusion and selective resonant tunneling. Phys. Rev. C: Nucl. Phys., 2000. 61: p. 024610-1.

Examination of Errors That Occur When Using a Gas-filled Calorimeter

Edmund Storms

Kivalabs, Santa Fe, NM, USA

Measurement of a reaction between D2 gas and a material using a calorimeter that is calibrated using H2 will show erroneous excess power production at temperatures above ambient if all energy present in the calorimeter is not totally measured, a requirement very difficult to accomplish. This insidious error has been explored using a stable Seebeck calorimeter.

Exposure of certain powders to D2 gas has been proposed to generate energy by a novel nuclear process. Verification of this claim requires use of an accurate calorimeter, a method to determine how much gas reacts with the sample, and a correlation between energy production and helium increase in the D2 gas. Such a system has been constructed and will be described in other papers. This paper addresses an important source of error this study has revealed. A useful calorimeter must meet several requirements including:

1. Be calibrated over a range of power and sample temperature;
2. Be stable over a long time;
3. Have applied electric energy used for calibration released near where the anomalous heat is generated so as to avoid errors that temperature gradients would generate;
4. Have a minimum energy loss or gain from the sample that bypasses detection.

The effect of #4 when using a conventional calibration based on H2 is explored in this paper. This is a major source of error in such measurements and can appear to indicate stable excess energy when the behavior of D2 is referenced to H2 even though no excess heat is actually produced. This error is universal to all types of calorimeters used in this manner because it is caused by the difference in thermal conductivity between D2 and H2.

Cold Nuclear Fusion in the Earth's Crust

Genadi Tarasenko

*Caspian State University of Technology and Engineering
named after Sh. Esenov, Kazakhstan*

Subduction regime formation of oil is associated with the absorption of the oceanic crust into the mantle at a depth of more than 1000 km. At this depth, the temperature should not exceed 1000 C, at which organic matter preserved in rocks, will burn. But oil, on palynological analysis, the dispute remains and pollen (Medvedeva, Vinogradova, 1977) which burns at temperatures up to 600 C. Experiments to obtain oil, conducted at high temperatures (pyrolysis) does not result in natural oil, but to obtain oil by electric discharge in a solution of water with soda ash had led to oil, coal and diamond chips. Here, obviously the process of cold nuclear fusion, which proves the occurrence of such processes in the crust. Further studies should confirm the CNS in the earth's crust.

Initiation of The Cold Fusion Reactions by Air Components

Sergey A. Tsvetkov

Zarechny, Sverdlovsk Region, Russian Federation

The approach to cold fusion phenomenon based on interaction between deuterium and the components of air in titanium is considered.

Experimental results which point at release of excess heat and neutrons are shown. On the basis of these results the nuclear fusion method and the device for its realization are patented. The application of this nuclear fusion method for nuclear waste transmutation, in particular caesium-137, is considered. On the basis of the calculations given conclusion about applicability of the method is made. According to the experimental data, saturation of titanium with deuterium+air mix results in temperature increase of the titanium deuteride sample by 45°, in comparison with saturation of the same sample with pure deuterium. The calculation of excessive heat emission based on these results is given. The conditions necessary for the cold fusion reactions to occur are formulated.

Flow Calorimetric Measurements of Interaction of H₂, D₂, He with Nanocoated Wires of Ni and Pd-Alloy at Temperatures upto 850°C

Francesco Celani¹, M. Nakamura², O. M. Calamai¹,
A. Spallone¹, A. Nuvoli¹, E. Purchi², V. Andreassi¹,
B. Ortenzi¹, E. Righi¹, G. Trenta¹, A. Mancini³.

¹*Istit. Naz. Fis. Nucl., Lab. Naz. Frascati,
Via E. Fermi 40, 00044 Frascati, Italy.*

²*ISCMNS, Rome#1 Group, Via Lero 30, 00129 Rome, Italy.*

³*ORIM SpA, Via Concordia 65, 62100 Macerata, Italy.*

In the framework of experiments, performed at National Institute of Nuclear Physics (Frascati National Laboratories), on the field of Condensed Matter Nuclear Science, we concentrated, from over three years, on methods aimed to generate anomalous excess heat at temperatures (T) well over that allowed by not-pressurised traditional electrolytic environments (by light or heavy water; T<100 °C). The aim was to explore the possibility to develop a device allowable to generate heat at temperatures larger than 300 °C, i.e. in regions where the maximum (Carnot's law limit) efficiency, from the point of view of (ideal) conversion from temperature to mechanical work, is of some practical interest.

The experiments were made using pressurised gas environments (typically at pressures<10Atm) and long (50-100 cm) and thin (50-100 μm dia) wires.

The material of wires, up to now, were Palladium (Pd), Nickel (Ni) and Platinum (Pt), the last used as "conservative reference". The, potentially active, wires (i.e. Pd, Pt) were coated by a thin multi layer of several elements: the aim is to improve the absorption of the specific gas adopted, Deuterium (D₂) and/or Hydrogen (H₂), by the bulk of the Pd or Ni. In other words, thanks to the intrinsic nanometric dimensions of the material of the nanocoating, they behave like "catalyser".

The materials of the nanocoating are made of two main types, added sequentially several times over each other (by simple, but time consuming, physical-chemical procedures): the first is pure Pd at nanometric sizes; the second is a proper mixture of several

elements, each with a specific function, at nanometric sizes (5-20 nm). Since April 2010 the materials of the mixture were, among others, B, Sr, Ba, Th.

Each wire is inserted inside an, high temperature resistant, electrically insulating thin (internal $\varnothing = 1\text{-}2\text{ mm}$) sheath. At the beginning of the experimentation (2008), because the maximum temperature was $< 550\text{ }^{\circ}\text{C}$, we used glassy sheaths; later (2009-2010), because of use of higher temperatures, we moved to quartz ($T < 900\text{ }^{\circ}\text{C}$); recently (since June 2010) we are using Alumina (Al_2O_3) compounds ($T < 1200\text{ }^{\circ}\text{C}$).

Both wires, (i.e. one "active" Pd or Ni; second "inert" Pt) together with a third Pt wire used as extended thermometer, were braided over each other and put inside another glassy sheath into which is inserted also a conventional thermocouple. All the wires were rolled by a flexible mantle of thermal insulating material and put inside a gas tight reactor. The procedure of measurements, in principle, is quite simple, and was based on the recording of temperatures (by high accuracy type K thermocouple when the electric power was applied to inert (Pt) or active material (Pd, Ni), using a possibly active gas (D_2 , H_2). The same measurements were also performed using inert gases (He, Ar, their mixtures). As a consequence, the anomalous excess heat, if any, is just the difference in temperatures when the power is applied to active or inert wire. The cycles of measurement were repeated several times, first to active and just after that to inert material, changing the amount of input power (e.g. 10, 20, ..., 100 W). Such procedure is the isoperibolic method. Main advantage is the high speed of measurements (one every 20-30 m) the drawback is the fact that the temperatures depend on the thermal conductivity of gases used, so, several calibrations are needed changing the gas composition. For such reason, recently (June 2010) we moved to the standard flow calorimetry measurements. The measurement time increased to 3-4 hours, as expected: they were too long for our explorative studies purposes. Starting from middle of September we radically modified the calorimeter so that the time constant of the system was reduced to about 10 minutes using H_2 , He, or D_2 gas. Obviously it increased in specific test, using Ar, to about 25 minutes.

About experimental results, the best value obtained, up to now, with Pd- D_2 was about 5 W at $550\text{ }^{\circ}\text{C}$, equivalent to a power density of about 400 W/g Pd (presented at ICCF14, ICCF15, 239th ACS meeting). In respect to the Ni- H_2 -Ar system (with some previous D_2 perhaps still kept in the lattice), the best result was over 26 W at $850\text{ }^{\circ}\text{C}$,

equivalent to a power density of 1800W/g of Ni (9th Workshop "Asti Series", Siena-Italy, Sept. 2010). All such results were obtained by fast isoperibolic measurements and procedures.

At the moment, we are finishing a new experiment (Ni-H₂, D₂) aimed to identify the possible transmutation of specific elements (by ICP-MS and, if possible, PIXE at Kobe University). Because of this another element was added to the previous composition, with a view to detect transmutations.

The Theoretical Basis of SuperWaving LENR

Irving Dardik and Shaul Lesin

*Energetics Technologies,
Missouri Innovation Center, Columbia, MO, USA*

Energetics Technologies has contributed some of the most impressive results of excess heat production in the emerging field of Low Energy Nuclear Reactions (LENR). Essential details of these results have been reproduced successfully and independently, both at SRI in California and ENEA Frascati. The common denominator in producing and reproducing these results is the use of a novel current driving function formed as a self-similar pattern of waves having fractal-like character. This choice emerged from Dr. Dardik's study of the thermodynamics of energy metabolism in biological systems. Called "*SuperWaves*", this wave pattern appears to have profound implications in both living and non-living systems. In the latter it is responsible for the dynamics of motion, density and excess heat production as well as several (perhaps many) other important physical processes.

The Evidence for the Fleischmann-Pons Effect

Rodney W. Johnson and Michael Melich

*Naval Postgraduate School, Meyer Institute,
Monterey, CA 93943, USA*

At ICCF-14 we authors [1] presented results of applying a probabilistic model (a Bayesian network) to a subset of the published papers on the Fleischmann–Pons (FP) Effect in the database compiled by D. Cravens and D. Letts [2]. Those authors had analyzed a substantial part of the literature and identified four criteria for what constitutes a “proper” FP experiment; they stated that experiments that meet all four criteria are likely to produce excess heat, while those that do not are likely to fail. For a small subset of the papers (eight) the model gave a likelihood ratio of about 10 to 1 in favor of the FP Effect, with a generally upward trend as more papers were added.

Bayesian networks are graphical models through which Bayesian reasoning can be applied to sets of variables with complex interrelations; they are rooted in methods of scientific inference [3] dating back to Laplace’s use of probability in celestial mechanics. It is suggested that they may usefully be applied not only to the FP Effect but to other vexatious scientific questions such as the global climate-change debate and conundrums like those surrounding dark energy and dark matter [4].

The work presented in this paper addresses two specific issues that were left unresolved at the time of ICCF-14 [1]. (1) The Bayesian network did not address the effects of publication bias—a tendency of researchers or editors to publish positive results in preference to negative (or vice versa). This important question is here given a quantitative treatment. (2) Software limitations had prevented handling more than a handful of papers at a time. These limitations have been circumvented, permitting essentially the entire Cravens-Letts database to be treated.

References:

- [1] R. Johnson and M. Melich, Proc. ICCF-14, 2008, 704.
- [2] D. Cravens and D. Letts, Proc. ICCF-14, 2008, 71.
- [3] H. Jeffreys, Scientific Inference, 1973.
- [4] M. Brooks, 13 Things That Don’t Make Sense, 2008.

Stimulation of PdD_x Wires at Cryogenic Temperatures

Francis Tanzella, Jianer Bao and Michael McKubre

SRI International, Menlo Park, CA, USA

Several groups [1,2] have reported heat and nuclear products production in thin PdD_x materials stimulated by different forms of electro-diffusion. We have extrapolated this technology to the electrical heating of thin PdD_x wires, which resulted in destructive high-speed melting, *i.e.* "exploding wires" (a technology that has been used to form extremely fine metal particles). Celani *et al* [3,4] have reported the electrochemical loading of thin Pd wires to approximately 1:1 and the electrochemical sealing of their surface. We have extended this technique to PdD_x where $x > 0.95$ and immersed these sealed wires in a liquid nitrogen (LN) calorimeter and analyzed them for anomalous effects. Celani *et al* also [5] reported using pulsed microsecond electrolysis to induce excess power.

We have tested the hypothesis that electrically exploding highly D-loaded Pd wires immersed in LN should release the deuterium and cause the evolution of gaseous N₂ equal to the electrical energy passed through the wire due to the enthalpy of vaporization of LN. Any excess heat generated during this stimulation is measured by the calibrated LN calorimeter as increased N₂ flow.

The cryogenic calorimeter comprises a well-insulated stainless steel (SS) Dewar flask, into which the sealed loaded wire is placed and connected to two large current electrodes. A pulse of current is passed through the wire, while the current, voltage and N₂ off-gas flow rate is measured with 100 μ s resolution.

We will discuss the design, operation, sensitivity, and calibration of the calorimeter. We will also report the calorimetric results and the analysis of the offgases for excess He and non-natural isotopic He ratios.

References:

- [1] Del Giudice, E.; De Ninno, A.; Frattolillo, A.; Preparata, G.; Scaramuzzi, F.; Bulfone, A.; Cola, M.; Giannetti, C. In Proceedings of the 8th International Conference on Cold Fusion, The Italian Physical Society: 2000; 70, 47-54.
- [2] Manduchi, C.; Salviato, S.; Ciricillo, C.; Milli, E.; Zannoni, G.; Mengoli, G.; Fabrizio, M., Nuovo Cimento Soc. Ital. Fis., A 1995, 108A (10), 1187-205.
- [3] Celani, F.; Spallone, A.; Marini, P.; Di Stefano, V.; Nakamura, M.; Mancini, A.; Pace, S.; Tripodi, P.; Di Gioacchino, D.; Catena, C.; D'Agostaro, G.; Petraroli, R.; Quercia, P.; Righi, E.; Trenta, G., In Proceedings of the 8th International Conference on Cold Fusion, Italian Physical Society: 2000; 70, 181-190.
- [4] Celani, F.; Spallone, A.; Tripodi, P.; Petrocchi, A.; Di Gioacchino, D.; Boutet, M.; Marini, P.; Di Stefano, V.; Diociaiuti, M.; Collis, W., Fusion Technol. 1996, 29 (3), 398-404.
- [5] Celani, F. S., A.; Tripodi P.; Petrocchi, A.; di Gioacchino, D.; Marini, P.; di Stefano V.; Pace, S.; Mancini, A. Phys. Lett. A 1996, 214, 1-13.

Magnetic Field Triggering of Excess Power in Deuterated Palladium

Scott R. Chubb¹ and Dennis G. Letts²

¹*Infinite Energy Magazine, Burke, USA*

²*Austin, TX, USA*

A brief summary of a series of experiments is presented, involving the effects of an external magnetic field on excess power (XP). The experiments show a similar pattern for bulk palladium (Pd) and for co-deposited Pd. The effect was first observed under very poor calorimetric conditions but the effect persisted even when tested with a good quality Seebeck calorimeter many years later. It was observed that rotating the cathode 90 degrees in a magnetic field of ~ 500 gauss in D₂O increased XP $\sim 100\%$ and rotating the cathode under the same conditions in H₂O had no lasting effect. Although the effect was not expected, it may have a logical and plausible theoretical explanation, based on the Ion Band State Theory (IBST) of low energy nuclear reactions (LENR) [1]. The connection to the IBST is discussed in detail. Construction and calibration of the Seebeck calorimeter is also discussed.

Reference:

- [1] S.R. Chubb, in Condensed Matter Nuclear Science, Proceedings of the 10th international conference on cold fusion (ICCF10), edited by P. L. Hagelstein, World Scientific, Singapore 2005, 735.

Electrochemistry and Calorimetry of Ruthenium Co-Deposition

Melvin H. Miles

Dixie State College, St. George, Utah 84770, USA

Previous co-deposition calorimetric experiments have focused solely on Pd/D systems.[1] However, if the anomalous excess power is due to near surface effects or vacancies, then other metals may also be active in co-deposition experiments. Ruthenium was selected because this metal gives large electrochemical capacitance effects that may involve hydrogen ion absorption into the metal as well as adsorption at the surface.

The electrochemical co-deposition of ruthenium proved challenging due to the numerous possible oxidation states of this metal. Ruthenium (III) nitrosyl nitrate, $\text{Ru}(\text{NO})(\text{NO}_3)_3$, was selected for this study in the 0.15 M NH_4Cl +0.30 M $\text{NH}_4\text{OH}/\text{H}_2\text{O}$ electrolyte. The ruthenium salt (0.025 M) readily dissolved to give a dark reddish solution with $\text{pH}=2.53$ prior to the addition of NH_4OH . This initial solution gave no sign of any displacement reaction with copper, silver, or nickel metals. The addition of the NH_4OH gave no precipitate and no color change despite the higher $\text{pH}=9.67$. Co-deposition at constant currents of 6, 10, 20 and 100 mA was tried using a copper cathode but the solution remained very dark in color.

Finally, a current of 400 mA was tested, and the solution became completely clear overnight with a black deposit of ruthenium metal covering the copper cathode. The cyclic voltammetric study of this ruthenium cathode gave a completely tilted and collapsed trace that approaches Ohm's Law behavior as previously observed for palladium deposition.[2] This indicates a very large electrode capacitance ($>1\text{-}2$ Farads) as well a very large electrode surface area.[2] The persistence of the intense red color of the solution and the difficulty in obtaining ruthenium deposition suggest the formation of Ruthenium Red, a complex ammoniated ruthenium oxychloride inorganic dye.

Calorimetry was commenced following the ruthenium deposition. Extensive calorimetric studies using a constant current of 300 mA produced no excess power effects for this H_2O solution. This proves that there are no chemical or shuttle reaction effects for this system other than the normal H_2O electrolysis. No chlorine evolution was

detected in these studies. Several additions of make-up D_2O were made that gave up to 30% by volume of D_2O . In mixed $H_2O + D_2O$ systems, there is a possibility of $H + D$ fusion reaction to form helium-3. However, our experiments produced no excess power for the deposited ruthenium cathode even for D_2O additions. A key experiment in progress is the calorimetric study of ruthenium deposition in pure D_2O .

References:

- [1] S. Szpak, P.A. Mosier-Box, M.H. Miles and M. Fleischman, *Thermochimica Acta*, 2004, 410.
- [2] M.H. Miles, *Proceedings of ICCF-15, Rome, Italy* (in press).

Excess Heat Power Registration In Experiments With High Voltage Electrolysis Cell

A.B. Karabut¹ and E. A. Karabut²

¹*Samar+ Company, Moscow Region, 140055, Russia*

²*Moscow Power Engineering Institute (Technical University)*

The paper presents data resulting from investigation of Excess Heat power production in experiments with high voltage electrolysis cell (HVEC). D₂ loaded Pd cathode samples in Glow Discharge and light water were used in experiments. The cathodes used in the experiments were made of Pd foil, Pd coated Au, Pd coated Re and solid – state nanostructured Pd. The Glow Discharge was fed by the pulse-periodic power supply with the voltage 500 – 3500 V and current meaning ranging 30 – 100 mA. The high voltage electrolysis cell was fed by the pulse-periodic power supply with the voltage 800 – 2500 V and current meaning ranging 300 – 800 mA. The registered meanings of Excess Heat power obtained in the experiments amounted to 120 – 170 W with Heat Efficiency (the ratio between output heat power and the input electrical power) 200 – 340 % in HVEC experiments.

These total experimental results allow us to propose a Low Energy Nuclear Reactions phenomenological model based on interaction of electric discharge with the condensed matter (cathode system).

Progress of Reproduction of Excess Heat in Pd/D₂O+D₂SO₄ Electrolytic Cells

Wu-Shou Zhang

*Institute of Chemistry, Chinese Academy of Sciences,
Beijing 100190, China*

Reproducibility of excess heat in Pd/D₂O electrolytic cells has been focused in our group for some years [1–4]. It was found that excess heats occur instantly after electrolyzing for a few hours rather than several days under proper procedures. The most important factors are two points: (1) Temperature increment in the beginning of electrolysis should be adequately high [2]; (2) Pretreatment of palladium cathode by electrolysis in open systems at high temperature is necessary [4]. Recently, it was found that an additive also is very important as observed using isoperibolic calorimetry [5]. Experimental details will be reported in the conference.

References:

- [1] W.-S. Zhang, J. Dash, Q. Wang, "Seebeck envelope calorimetry with a Pd/D₂O+H₂SO₄ electrolytic cell", Proc. ICCF12, Yokohama, Japan, Nov 27 to Dec 2, 2005, p. 86.
- [2] W.-S. Zhang, J. Dash, "Excess heat reproducibility and evidence of anomalous elements after electrolysis in Pd|D₂O+H₂SO₄ electrolytic cells", Proc. ICCF13, Dagomys, Sochi, Russia, June 25 to July 1, 2007. p. 202.
- [3] W.-S. Zhang, J. Dash, Z.-L. Zhang, "Construction of a Seebeck Envelope Calorimeter and reproducibility of excess heat", Proc. ICCF14, Washington DC, USA, Aug 8 to 10, 2008.
- [4] W.-S. Zhang, "Characteristics of excess heat in Pd|D₂O+D₂SO₄ electrolytic cells measured by Seebeck envelope calorimetry", Proc. ICCF15, Roma, Italy, Oct. 5 to 9, 2009.
- [5] Q. Wang, J. Dash, "Effect of an additive on thermal output during electrolysis of heavy water with a palladium cathode", Proc. ICCF12, Yokohama, Japan, Nov 27 to Dec 2, 2005, p. 140.

The Observation of Abnormal Phenomena in a Pt(H)/ K₂CO₃/Pd System during its Electrolysis and Triggered by an Ultrasonic Wave Generator

J. Tian, B. Shen, L. Jin, X. Lu, C. Wang and X. Zheng

*Changchun University of Science and Technology,
Changchun, China*

According to the previous work [1,2], some abnormal effects were expected to occur in Pt(H)/ K₂CO₃/Pd electrolysis system. Compared with the results from Pt(H)/ Na₂CO₃/Pd system, excess heat power of 0.178 W was detected in the process of electrolyzing K₂CO₃ solution in Pt(H)/ K₂CO₃/Pd system by investigating the variation of heat coefficient ($k=\Delta T/\Delta P(^{\circ}\text{C}/\text{W})$) in each system. New calcium ions might be formed in K₂CO₃ electrolyzing on the basis of spectrophotometer results by studying the concentration changes of calcium ions both in Na₂CO₃ and in K₂CO₃ solutions before and after the electrolysis. When these two systems were irradiated by an ultrasonic wave, there occurred cavitations' effect of hydrogen nucleus and then resulted in a decrease of solution temperature during the electrolysis process. And there was no obvious increase of new calcium ions when the ultrasonic wave was applied into them. The excess heat might come from the reaction:



And the effect on excess heat by ultrasonic wave irritation was negative in these systems.

References:

- [1] Noninski V., Excess heat during the electrolysis of a light water solution of K₂CO₃ with a nickel cathode. *Fusion Technology*, 1992, 21:163-167.
- [2] Tian J. et al, "Excess Heat" during the electrolyzing in Pt/K₂CO₃/Ni light water system, *The Proceedings of the 11th International Conference on Condensed Matter Nuclear Science*. Marseilles France, Oct 31-Nov 5, 2004, p.106-109.
- [3] Mills R. and Good W., Fractional quantum energy levels of hydronos. *Fusion Technology*, 1995, 28:1697-1706.

Calorimetric & Nuclear Phenomena in Anode Plasma Electrolysis

Yu.N. Bazhutov¹, L.L. Kashkarov², G.S. Lyapin³, V.V. Popov⁴,
A.D. Rumyantsev⁵, R.V. Ryabova³ and Yu.A. Sapozhnikov⁶

¹ *Pushkov Terrestrial Magnetism, Ionosphere and Radiowave
Propagation Institute, RAS, 142190, Troitsk,
Moscow region. Russia*

² *Vernadsky Institute of Geochemistry and Analytical Chemistry,
RAS, Moscow, Russia*

³ *Kurchatov Institute, Moscow, Russia*

⁴ *IPRIM, RAS, Moscow region. Russia*

⁵ *Device Constructing Science Research Institute,
Moscow, Russia*

⁶ *Chemistry Department of Lomonosov MSU,
Moscow region. Russia*

It was continued the investigation of (plasma) electrolysis with anode gas discharge. Voltage was (200-700)V. Current amplitude was (1-10)A. The electrolyte composition was (5-10)M NaOH in normal water. Nickel foil (0,1 x 50 x 100 mm³) was used for cathode & Tungsten rod (6mm dia) was used for anode. For received results there were used following diagnostic methods:

- 1) Thermocouple calorimetry (sensitivity $\sim 0.5^{\circ}\text{C}$), of different samples outside of electrolytic cell & 2-d water cooling circuit;
- 2) Tritium scintillation diagnostic in electrolyte (sensitivity ~ 0.1 Bq/ml);
- 3) Erzions flux generation with help of radiometer "Kran" (sensitivity ~ 2 counts/cm²s) and usual & special dosimeters;
- 4) Photo emulsion & PSSD tracks diagnostic. Received results of regular reproducibility of excess heat, dosimeter & radiometer counts, special tracks observation and tritium generation are discussed.

Protocol for a Silicate-based LENR Using Electrodes of Various Metals

Brian P. Roarty¹ and Carol J. Walker²

¹*Los Altos, California, USA* ²*Ojai, California, USA*

We have developed protocol consisting of applying concurrent electronic and photonic stimuli to a cell with two or more electrodes at or near the boiling point of the liquid. The liquid in the cell is a solution including a silicate, a lithium salt, and, optionally, a surfactant. The electronic stimuli are RF signals and, optionally, a direct current. White LEDs provide the photonic stimuli. The protocol generates an exothermic reaction.

The silicate is an essential component of the reaction. We have successfully used anionic silica hydride, lithium silicate, and sodium silicate.

Of particular significance is that we have been able to generate temperature transients with palladium and metals other than palladium. We have also used silver, gold, and platinum electrodes, although palladium works the best

After the cell reaches the boiling point of the liquid, the applied stimuli add less than 100 mW of incremental power to initiate the reaction. The reaction has a gestation period varying from two to four hours.

We believe the exothermic reaction generated is nuclear in nature. The evidence supporting that statement includes these facts:

- Numerous data logs show brief, intense temperature transients during which the temperature of the liquid rises as much as 3°C in less than one minute.
- Scanning electron microscope (SEM) photos show evidence that palladium electrodes have surpassed their boiling point in microscopic regions during the experiments.
- Other SEM photos show large areas where electrodes have spalled during experiments.

- Electron diffraction scattering (EDS) analyses show strong evidence of transmutation of several elements in the reaction cell, specifically including the transmutation of palladium to silver.
- Auger analysis of one experiment also shows evidence of transmutation of the elements in the reaction cell.

We are prepared to show data logs of the temperature transients and SEM photos of the electrodes after treatment by the protocol.

Metallurgy and Calorimetry of Pd-B and Pd-Ce-B Materials

M.A. Imam¹ and M.H. Miles²

¹*Naval Research Laboratory, Washington, DC 20375-5320, USA*

²*Dixie State College, St. George, UT 84770, USA*

Two palladium alloys, Pd-B and Pd-Ce-B, with low boron content were prepared at the Naval Research Laboratory (NRL) and then investigated for excess enthalpy production using two identical Fleischmann-Pons Dewar calorimetric cells. The Pd-B alloy produced significant excess enthalpy in contrast to no measurable excess enthalpy for the Pd-Ce-B material. These two materials were prepared using an arc melter with a water cooled copper hearth.

Low boron contents (<0.75 weight percent) were used to keep within the miscibility gap. Processing of the electrodes introduced small amounts of copper (<26 ppm), tungsten (<2.2 ppm) and platinum (<47 ppm). The samples were annealed for two hours at 650 °C resulting in an average grain size of 90 µm for the Pd-B material.

The most unusual feature for the Pd-B electrode was the observation of excess power and positive feedback at a very early stage of the experiment (Day 3) at a low current density (48 mA/cm²) and at a low cell temperature (29 °C).[1] This Pd-B experiment ran 68 days with excess power production often exceeding 400 mW. The cell was driven to boiling on Day 68 with the excess power exceeding 9 watts. There was a marked increase in the rate of excess enthalpy generation at temperatures approaching the boiling point that could be due to non-uniform charging of the Pd-B cathode. The investigation of "Heat-after-Death" in this experiment demonstrated that the rates of excess enthalpy generation before and after the cell boiled dry are probably identical. Such an identity would be expected if the excess enthalpy generation takes place in the bulk of the electrode. [1] Two U.S. patents have been awarded for the Pd-B excess enthalpy generation.[2,3].

The radiative heat transfer coefficient was evaluated to be $k_R=0.85065 \times 10^{-9} \text{ WK}^{-4}$ for the Dewar cell used for the Pd-B experiment.[1] By assuming no excess power for the Pd-Ce-B experiment,[4] the lower-bound radiative heat transfer coefficient is $k_R = 0.85118 \pm 0.00790 \times 10^{-9} \text{ WK}^{-4}$. This is remarkably good agreement for these two Dewar calorimetric cells. It was estimated that there was no excess power for the Pd-Ce-B cathode within a mean error range of $\pm 0.8\%$ of the input power. [4]

References:

- [1] M.H. Miles, M. Fleischmann and M.A. Imam, Naval Research Laboratory Report NRL/MR/6320-01-8526, March 26, 2001.
- [2] M.H. Miles and M.A. Imam, U.S. Patent No. 6,764,561, July 20, 2004.
- [3] M.H. Miles and M.A. Imam, U.S. Patent 7,381,368, June 3, 2008.
- [4] M.H. Miles, NEDO/NHE Final Report, March 31, 1998.

Investigations of Possible Shuttle Reactions in Co-Deposition Systems

Melvin H. Miles

Dixie State College, St. George, Utah 84770, USA

Anomalous effects for Pd/D co-deposition were first reported by Szpak and Mosier-Boss using the $\text{PdCl}_2 + \text{LiCl/D}_2\text{O}$ system.[1] More reproducible calorimetric experiments have used the $\text{PdCl}_2 + \text{ND}_4\text{Cl} + \text{ND}_4\text{OD} / \text{D}_2\text{O}$ co-deposition system based on commercial electroplating baths for palladium.[2,3] However, the Naval Research Laboratory (NRL) has proposed that the measured excess power effect may be due to shuttle reactions (a form of recombination) involving nitrates or chlorates that may be produced in this deuterated ammonium chloride (ND_4Cl) system.

Various electrochemical studies were employed to test for possible shuttle reactions involving nitrates, nitrites, and chlorates. There was no experimental evidence obtained for any shuttle reactions in these experiments. For example, cyclic voltammetric studies for the $\text{NH}_4\text{Cl} + \text{NaNO}_3 + \text{NaClO}_3/\text{H}_2\text{O}$ system revealed no significant reactions other than the H_2O electrolysis. Similar results were obtained using galvanostatic power pulse studies. Furthermore, these experiments proved that electrode reactions of nitrates or chlorates could not even support constant currents of 0.001 A/cm^2 . Electrochemical impedance spectroscopy (EIS) experiments showed very slow kinetics for any electrochemical reactions involving chlorates or nitrates.

Electrode reactions simply cannot occur faster than the mass transport or diffusion process that supplies the reactants to the electrode surface. The equation for the mass transport process yields a limiting current density of only about 0.001 A/cm^2 for the shuttle reactions of nitrates or chlorates in co-deposition systems. For H_2O electrolysis, in contrast, the limiting current calculates to be more than 4 A/cm^2 . Further evidence against shuttle reactions in co-deposition systems is that the experimental consumption of D_2O exceeds the theoretical amounts even when significant excess power is measured. Additionally, the large extended excess power effects observed in D_2O are not present in H_2O . Finally, calorimetric

experiments for both the KNO_3 and NaClO_3 electrolytes showed no excess power effects.[3] In conclusion, this deuterated ammonium chloride co-deposition system has previously produced positive feedback and "heat-after-death" effects similar to those reported for other Pd/D systems.[2]

References:

- [1] S.Szpak, P.A. Mosier-Boss and J.J. Smith, J. Electroanal. Chem, 1991, 302,255. [2] S. Szpak, P.A. Mosier-Boss, M.H. Miles and M. Fleischmann, Thermochemica Acta, 2004, 410, 101
- [3] M.H. Miles, Proceedings of ICCF-15, Rome, Italy (in press).

New Analysis of MIT Calorimetric Errors

Melvin H. Miles¹ and Peter Hagelstein²

¹*Dixie State College, St. George, UT 84770, USA*

²*Massachusetts Institute of Technology,
Cambridge, MA, 02139, USA*

The MIT calorimetry published in 1990 [1] had a major impact in convincing scientists that the anomalous excess enthalpy reported by Fleischmann and Pons in Pd/D systems was due to various errors. Nevertheless, the MIT heat conduction calorimetry has a stated sensitivity of 40 mW while the Fleischmann-Pons Dewar calorimetry achieved a sensitivity of 0.1 mW. [2] Additional information about the MIT calorimetry [3] has allowed a more detailed analysis. The major new finding is that the walls of the MIT calorimetric cell were so well insulated with glass wool (2.55 cm in thickness) that the major heat transport pathway was out of the cell top rather than from the cell into the constant temperature water bath. The walls of any heat conduction calorimetric cell could be insulated to the point that almost all heat flow would be out of the cell top.

From the published MIT data [1,3], an unusually small conductive cell constant of $k_c=0.088$ W/K is calculated that reflects the thick cell insulation. For the typical MIT total input power of 1.76 W, only 0.68 W flows across the thick insulation of the water bath. It is calculated that 1.02 W flows through the cell top and 0.06 W flows through the cell bottom. The heat flow pathways, therefore, are 39% through the cell wall, 3% through the cell bottom, and 58% through the cell top. The large heat flow through the top of the MIT calorimeter accounts for their reports of large electrolyte level effects and marked effects of the room temperature variations. [1,3]

Analysis of the Fleischmann-Pons Dewar cell shows that under conditions similar to the MIT experiments ($T_{\text{cell}}=46.0$ °C, $T_{\text{bath}}=26.0$ °C), almost all of the heat flow would be from the Dewar calorimetric cell to the constant temperature bath as desired. Furthermore, the sensitivity of the Fleischmann temperature measurements were 0.001°C versus a sensitivity of only 0.1°C for

the MIT calorimetric cell. The evaluation of the calorimetric equations and data analysis methods leads to the clear conclusion that the Fleischmann-Pons calorimetry was far superior to that of MIT. Even today, no electrochemical calorimeter exceeds the accuracy and sensitivity reported by Fleischmann. [2]

References:

- [1] M.S. Wrighton et.al., J. Fusion Energy, 1990, 9, 133.
- [2] M. Fleischmann and M.H. Miles, Proceedings of ICCF-10, 2003, pp 247-268
- [3] S.C. Luckhardt, Technical Appendix to J. Fusion Energy (1990), MIT Report PFC /RR-92-7, May 1992.

Production of Neutron-rich Bi Isotopes and Hypothesis About Formation and Decay of the Long-living Nuclear Molecules.

D.S. Baranov and O.D. Baranova

UIHT RAS, h.13, Izhorskay st., Moscow 125412, Russia

In experiments on electric field influence on solutions of salts of bismuth generation of isotopes of bismuth ^{210}Bi , ^{212}Bi , ^{214}Bi and an isomer ^{212}Bi with energy of excitation 250 keV was found out. Generation of isotopes is accompanied by a departure from the sample of streams of macroscopical particles (~ 5 microns) [1].

Based on the analysis of experimental data obtained in the experiment with the salts of bismuth, attempts to prove the existence of long-lived nuclear molecules are discussed. It seems that the object consisting of nuclei is associated with magnetic and nuclear forces [2].

Properties of long-lived nuclear molecules are discussed. The other experiments are analyzed [3].

References:

- [1] Baranov D.S., Baranova O.D. Production of neutron-rich Bi isotopes by electrolysis. Proceedings the 15-th Russian Conference on Cold Nuclear Transmutation and Ball Lightning (RCCNT&BL-15) Dagomys, Sochi 2008 pp. 7-13.
- [2] D.S. Baranov and O.D. Baranova. Production of Neutron-rich Bi Isotopes by Electric Fields. AIP Conference Proceedings Volume 1224, pp. 241-246 INTERNATIONAL SYMPOSIUM ON EXOTIC NUCLEI. Sochi, Russia, 28.09.-02.10. 2009.
- [3] Baranov D.S., Baranova O.D. The Evidence of Formation and Decay of Long-lived Nuclear Molecules. The 17th Russian Conference on Cold Nuclear Transmutation and Ball-Lightning (RCCNT&BL-17) September 26 – October 3, 2010, Dagomys, Sochi.

Statistical Analysis of Diurnal Variations in an LENR Experiment

Felix Scholkmann¹, Tadahiko Mizuno² and David J. Nagel³

¹*Biomedical Optics Research Laboratory (BORL),
University Hospital, Zurich, Switzerland*

²*Hokkaido University, Center for Advanced of Energy Conversion
Materials, Sapporo, Japan*

³*The George Washington University, Washington DC, 20052, USA*


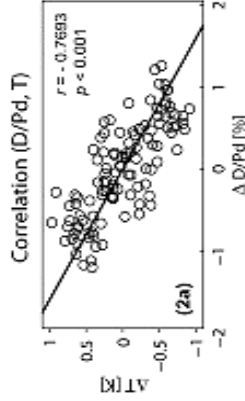
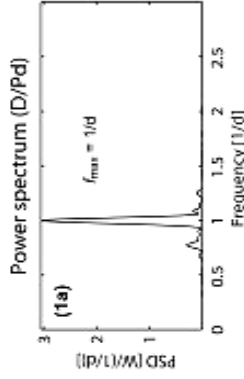
Diurnal variations were observed in a high pressure low energy nuclear reaction (LENR) experiment at the Hokkaido University [1]. The D/Pd loading ratio as well as temperature and pressure inside the reaction chamber were recorded for more than 800 hours. 440 hours of these data (while the signals were stationary and exhibit the greatest fluctuations) were analyzed statistically by filtering, decomposition into Intrinsic Mode Functions (IMFs) using the Ensemble Empirical Mode Decomposition (EEMD) method [2], statistical testing of the IMFs using the approach of Wu and Huang [3], determination of temporal power spectra, and computation of correlations and phase synchronizations between the D/Pd loading ratio, temperature and pressure. Some of the results are presented in the figure given in the next page.

The conclusions from this analysis are: (1) There is a diurnal oscillation present in the D/Pd, T and P signals, (2) The oscillation of D/Pd is inversely related to the oscillations in the T and P time series, (3) D/Pd and T, and D/Pd and P, are significantly correlated ($r_{D/Pd,T} = 0.77$, $r_{D/Pd,P} = -0.43$, $p < 0.001$), where p is the significance level, and (4) The oscillations of all three signals are in phase over the whole selected period of time (320-760 hours) when the D/Pd loading ratio is $> 80\%$.


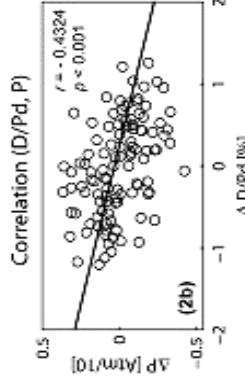
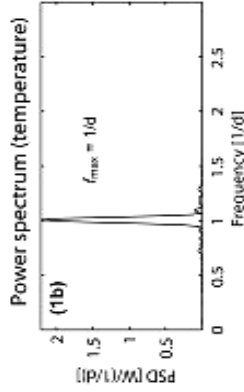
References:

- [1] Mizuno, T. (2008). Transmutation reaction in condensed matter. in J. Marwan & S. B. Krivit (Ed.), Low-Energy Nuclear Reactions Sourcebook, American Chemical Society symposium series 998 (pp. 271- 294), DC Oxford University Press
- [2] Wu, Z. & Huang, N. E. (2009). Ensemble Empirical Mode Decomposition: a noise-assisted data analysis method. *Advances in Adaptive Data Analysis*, 1 (1), 1-41.
- [3] Wu, Z. & Huang, N. E. (2004). A study of the characteristics of white noise using the empirical mode decomposition method. *Proc. R. Soc. London. A*, 460, 1597-1611.


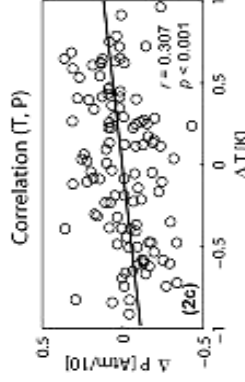
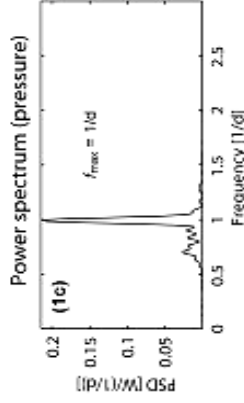
D/Pd loading ratio (D/Pd)



Temperature (T)



Pressure (P)



Modeling Excess Heat in the Fleischmann-Pons Experiment

Peter L. Hagelstein¹ and Irfan U. Chaudhary²

¹*Research Laboratory of Electronics, MIT, Cambridge, MA USA*

²*University of Engineering and Technology, Lahore, Pakistan*

Excess heat in the Fleischmann-Pons experiment presents a challenge for theorists for a variety of reasons. Perhaps the biggest is why it happens at all, as well as how it works. We think the energy is of nuclear origin, because there is so much of it, because there is no sign of commensurate chemical reaction products, and because He^4 is seen in amounts commensurate with the energy. In nuclear physics, when energy is produced in a nuclear reaction, that energy appears as kinetic energy of energetic nuclear particles.

However, in the Fleischmann-Pons experiment there is no evidence for commensurate energetic products. Hence, whatever process is responsible for the energy, it is one that has not been seen previously. It must be a new physical effect.

We have computed yields for some reactions that give rise to secondary penetrating radiation assuming that alpha particles are present in amounts commensurate with the energy. We find that the yield for secondary neutron emission is very high, so that if He^4 was initially created as a fast alpha, then the average energy would have to be below 20 keV to be consistent with the upper limits on neutron emission observed during heat bursts in the literature. As a consequence of this, the majority of reaction schemes that have been proposed over the years can be ruled out as inconsistent with experiment, since most assume that the reaction energy is expressed in energetic radiation. Our result basically says that it is very difficult to "hide" energetic particles, and that if they were there we would know already.

We have pursued models in which a very large energy quantum is fractionated into a very large number of very small quanta. We have recently obtained numerical and analytical results for a version of the lossy spin-boson model (which is particularly good at splitting a large quantum into many small quanta) where we have obtained reasonably efficient coherent energy transfer when the fractionation involves more than 10^6 quanta, as required for the Fleischmann-Pons excess heat effect.

Based on these results, we can analyze models that seem to be relevant for excess heat production. In these models, molecular D_2 inside the lattice undergoes a transition to He^4 , with the energy transferred to other states that then fractionate it. In these models the down-converted energy ends up in condensed matter modes, such as optical phonon modes (as in the 2-laser experiment), hybrid optical-plasmon modes (as in 1-laser experiments), and also THz acoustical phonon modes. These modes thermalize quickly, and shows up as thermal power. These models appear to us to be closely related to many experimental results in the field.

Roles of Crystal Size, Electromagnetic Fields and Deuterium Flux in Triggering Excess Power in PdD

Scott R. Chubb,

*Infinite Energy Magazine, 9822 Pebble Weigh Ct.,
Burke, VA 22015, USA*

In the Ion Band State Theory (IBST) of low energy nuclear reactions[1], the Fleischmann-Pons excess heat effect results from a form of deuteron nuclear fusion reaction, without high-energy particle emission, that can potentially be initiated when the interacting d 's and the He^4 product occupy wave-like, ion band states (IBS's), which are similar to the kinds of wave-like (energy band) states that electrons occupy in ordinary metals. The theory is based on a generalization of conventional (electron) energy band theory. By using this generalization, it is possible to identify coherent forms of interaction between d 's that are responsible for the nuclear reaction. These occur when collisions between d 's actually become stifled as a result of periodic order. This idea has important consequences because in order to preserve periodic order, the associated processes can trigger the nuclear reaction only through particular effects that involve creating and altering particular forms of current (involving d 's in ionic form) in a very specific manner that can be strongly affected by crystal size and/or the presence of an externally applied electromagnetic field.

As a consequence, in the simplest situation, it is possible to understand how either through an internally generated electrical (E) field that is induced as a result of the process of loading deuterium (D) atoms into Pd (as well as by co-depositing D and Pd onto a substrate) or by externally applying an E -field, it is possible to trigger nuclear reactions. The associated arguments show that in larger crystals, in the most coherent limit, the time for any nuclear reaction to occur can increase dramatically. Specifically, as the characteristic dimension of a crystal increases by a factor of 10, the time delay before a nuclear reaction is triggered increases by a factor of 1000. The theory suggests that the smallest crystal that can sustain a fusion reaction through the most coherent process, which has a characteristic dimension $a \sim 4.5$ nm, requires a triggering time ~ 1 ms; while in a crystal that has a value of a that is 1000 times greater, is on the order of a billion times larger (~ 18 days). The

theory also suggests that optimal triggering occurs when the net flux of $d's$ that occupy IBS's into and away from the crystal vanishes and when that is created from each nuclear reaction is expelled from the bulk region in an ionic, IBS form, through currents that obey the conventional semi-classical transport equations that describe electron currents in periodic solids. These results can be related to the flux requirement (in which excess power becomes proportional to deuterium flux) that McKubre et al[2] have identified as being important in triggering excess heat.

References:

- [1] S.R. Chubb, in Condensed Matter Nuclear Science, Proceedings of the 10th international conference on cold fusion (ICCF10), edited by P. L. Hagelstein and S. R. Chubb, World Scientific, Singapore 2005, 735.<http://www.lenr-canr.org/acrobat/ChubbSRnutsandbol.pdf>
- [2] M.C.H. McKubre, S. Crouch-Baker, A.K. Hauser, S. I. Smedley, F.L. Tanzella, M.S.Williams, SS Wing, Proc. ICCF5, 17 (1995).
<http://lenr-canr.org/acrobat/PonsSproceeding>.

Simulation of Palladium Fission Products Using the FCC Lattice Model

Norman D. Cook¹ and V. Dallacasa²

¹*Informatics, Kansai University, Osaka, 569-1089, Japan*

²*Department of Computer Science, Verona University,
Verona, Italy,*

The approximate nucleon build-up procedure for all nuclei is known from the independent-particle model (IPM) and implies specific 3D structures for any isotope in the nuclear lattice model [1, 2]. Using those lattice structures, the favorable modes of fission have been simulated and the fission fragments compared with (i) the known fission fragments from Uranium [2], and (ii) the transmutation products from Palladium, as reported by Mizuno [3]. Here, we show that the main transmutation products in Mizuno-style LENR studies are produced in the lattice simulation of Pd+D fission.

We have previously reported that a lattice model of nuclear structure [1, 2] – first stated by Wigner in 1937 and subsequently shown to be identical to the IPM – predicts the **asymmetrical** fission fragments produced by the thermal fission of the actinides **without** using any “adjustable parameters” to produce the asymmetry. The basic finding is a consequence of the fact that scission along oblique planes of the lattice structures for the actinide nuclei requires breaking **fewer** nearest-neighbor nucleon-nucleon “bonds” than symmetrical slices through the same nuclei. Because of the large excess of neutrons that give the actinides an oblate shape, oblique slices through the lattice show a 3:2 mass ratio. That result can be easily verified using the *Nuclear Visualization Software* (www.res.kutc.kansai-u.ac.jp/~cook). The fission of Palladium can be simulated using the same software, and shows that the lattice structures for Palladium undergo approximately **symmetrical** fission. The figure below shows the results of a simulation of the fission of a compound nucleus (Pd+D) in comparison with the Mizuno data [3]. By randomizing the location of all surface nucleons and selecting the most stable lattice structures, the majority of the fission fragments from the Palladium isotopes was Chromium.

The large excess of Chromium isotopes found experimentally was well-reproduced, although fragments with relatively large and small

atomic numbers (12, 14, 16, 20, 29 and 30) were not found in the simulation. Large increases in Cr^{53} and Cr^{54} and a large decrease in Cr^{52} – relative to the natural abundances – were also predicted, as found in the Mizuno data (although not the increase in Cr^{50}).

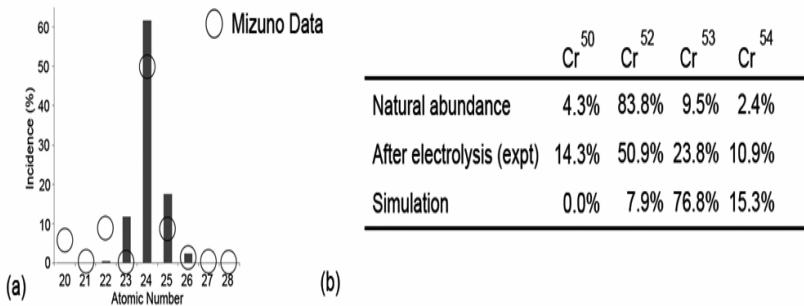


Figure: (a) A comparison of simulation results and the data from Mizuno [3] (open circles). (b) A comparison of the changes in the natural abundances of the four main Chromium isotopes following electrolysis.

The nuclear lattice model does not require arbitrary adjustable parameters to explain the asymmetry of Uranium fission fragments [2]. The same lattice-scission technique also produces the approximately symmetrical pattern of experimentally-known nuclear “ash” found in LENR experiments. We conclude that the substructure provided by the nucleon lattice is a necessary addition to conventional nuclear theory. For explaining the heat production and radiation in LENR studies, nuclear structure theory is not important, but, for explaining the anomalous elements and isotope ratios in transmutation studies, nuclear structure becomes relevant. Without the use of ad hoc parameters, conventional models are *incapable* of explaining the fission fragments of either Uranium or Palladium [2], but the lattice model can explain both the old transmutation data of the fission of Uranium and newer data on the low-energy transmutation of Palladium *without* the use of ad hoc model parameters.

References:

[1] N.D. Cook & V. Dallacasa, Phys. Rev. 1987 C36, 1883, J. Physics 1994 G20, 1907; 1999 G25, 1213.
 [2] N.D. Cook, Models of the Atomic Nucleus: Unification through a lattice of nucleons, 2010 Springer, Berlin, 2nd Edition.
 [3] T. Mizuno, Nuclear Transmutation, 1998 Infinite Energy Press, Concord, NH.

Quantum-Correlated Fluctuations, Enhanced Tunneling, and Low-Energy Nuclear Reactions in Condensed Matter (Alloys)

K. P. Sinha¹ and A. Meulenberg²

¹ *Indian Institute of Science, Bangalore 560012, India*

² *Universiti Sains Malaysia, 11800 Penang, Malaysia*

In heavily (deuterated or hydrogenated) palladium, some of the crystallinity is lost. As a consequence, the localized phonon modes of the crystal/damaged-region interface have a much higher frequency than the host. These high-frequency modes create electrostatic fields that interact strongly with electrons of the local atoms. A resulting instantaneous potential inversion [1] leads to the formation of lochons (local charged bosons – electron pairs in the singlet state, perhaps isolated from the Pd d energy levels) and of an associated H^+ or D^+ ion (with its 2 electrons instantaneously isolated into the adjacent Pd d levels). The Coulomb repulsion between the nuclei of these polarized pairs is greatly reduced by strong screening from the lochons that can even generate an attractive potential in the form of a drag effect [2].

Furthermore, the mutual tunneling penetration probability of the Coulomb barrier is enormously enhanced by correlated fluctuations [3]. This arises from the generalized uncertainty relation, $\delta x \delta p_x \geq (n+1/2)\hbar/(1-r^2)^{0.5}$, where $n = 0,1,2,3,\dots$, and where results from [3] and [4] are combined. The integer n values represent excitation phonon modes of the H or D sub-lattice and r is the correlation coefficient. Higher values of n and r , for a particle in a potential well, imply less localization and greater uncertainties in location (i.e., extending its probability distribution into the barrier). These periodic fluctuations into the barrier are an interference effect similar to that of beat frequencies.

References:

- [1] K. P. Sinha and A. Meulenberg, "Lochon Catalyzed D-D Fusion in Deuterated Palladium in the Solid State," Nat. Acad. of Sc. (India) Letters, 2007, 30, No. 7&8, ([arXiv:0705.0595v1](https://arxiv.org/abs/0705.0595v1)).

- [2] A. Meulenberg, K.P. Sinha, "Tunneling Beneath the He^{4*} Fragmentation Energy," 15th Int. Conf. on Condensed Matter Nuclear Science, Rome Italy, October, 2009; and in Low Energy Nuclear Reactions - The Information Fundamental Source, Marwan, J., Ed.; Am. Inst. of Physics, 2010.
- [3] V. I. Vysotskii and S. V. Admento, Zhurnal Tch. Fiz. 2010, 80, 23
- [4] S. M. Roy and V. Singh, "Generalized coherent states and the uncertainty principle," Phys. Rev. D, 1982, 25, 12, 3413

From the Naught Orbit to He⁴ Ground State

A. Meulenberg¹ and K. P. Sinha²

¹*Universiti Sains Malaysia, 11800 Penang, Malaysia*

²*Indian Institute of Science, Bangalore 560012, India*

An electron pair (lochon) in a hydrogen naught orbit ($n = 0$) [1] has similarities to muonic hydrogen in that it has a small orbital radius that allows the protons in molecular hydrogen to be very much closer together than is possible in a normal molecule. There are also significant differences. However, since muon-catalyzed fusion [2] is an accepted phenomenon and Lattice-Assisted Nuclear Reaction is not, we will examine the similarities and differences in both mechanisms with the fusion of deuterons in mind. We start with Naudt's assumption [3] that the Klein-Gordon equation solution identifying a single deep orbit (that has here-to-for been ignored) is actually real. It is generally accepted that, at least for bosons such as the lochon, the Klein-Gordon equation holds. We then compare the creation model and characteristics of these naught orbits with those of the muonic orbits (both atomic and molecular).

The similarities lead both naught-orbit and muonic-orbit molecules to fusion. The differences lead the non-relativistic muon-induced fusion of deuterons to the fragmentation of an excited helium nucleus and the relativistic lochon-induced D-D fusion to an excited He⁴ state that is below the fragmentation levels [1]. The reason for this different response to the respective "tight" orbits will be described along with some of the consequences.

References:

- [1] A. Meulenberg and K. P. Sinha, "Tunneling Beneath the He⁴* fragmentation Energy," Low Energy Nuclear Reactions - The Information Fundamental Source, American Institute of Physics, 2010 edited by J. Marwan
- [2] http://en.wikipedia.org/wiki/Muon-catalyzed_fusion
- [3] J. Naudts, "On the hydrino state of the relativistic hydrogen atom," <http://arxiv.org/abs/physics/0507193> .

Introduction to Pico-chemistry and Experimental Approach

Jacques Dufour

*CNAM Laboratoire des sciences nucléaires,
2 rue Conté 75003 Paris, France*

Recently, sizeable energy productions were reported [1], which did not show the expected nuclear signatures [2]. To explain this anomaly, a scenario was proposed [3] and called pico-chemistry. This scenario is a 2 steps process that gives a convenient frame to understand most of the observations made in the field of co-called CF; LENR, LANR ...

The first step of the process is the formation of a bound state between a metal and an hydrogen isotope. This step is essentially due to the electro-magnetic force and results in a compound where a shrunken hydrogen atom is bound to the nucleus of an atom, at picometer distance of it (hence the name). A guesstimated description of this bound state will be given.

The second step is a subsequent reaction between the virtual neutron state of the shrunken hydrogen atom and the nucleus of the host atom, resulting in various nuclear signatures (gamma emission, charged particles emission...) depending upon the host atom. These reactions do not contribute very much to the energy production, but have a clear nuclear signature.

Finally an experimental device will be presented to check this hypothesis and the first results will be disclosed.

References:

- [1] S. Focardi and A. Rossi "A new energy source from nuclear fusion"
Journal of nuclear physics
- [2] J. Dufour "Nuclear signatures to be expected from Rossi energy
amplifier" Journal of nuclear physics May 6th 2010
- [3] J. Dufour "Is the Rossi energy amplifier, the first pico-chemical
reactor" Journal of nuclear physics July 7 2010

Localization Effects of Low-Energy Deuterons in a Lattice

Valerio Dallacasa¹ and Norman D. Cook²

¹*Department of Computer Science, Verona University,
Verona, Italy,*

²*Informatics, Kansai University, Osaka, 569-1089, Japan*

Reproducible results have indicated that transmutation reactions occur in deuterium-loaded palladium electrodes, leading to a large array of transmutation products and suggesting that a fission-like process is involved [1]. Close similarity has been reported with the distribution of the fission products of uranium, where the intermediate compound nucleus in the fission process is excited to energies in the MeV range. Thus, it has been postulated that an excitation of the intermediate compound nucleus may occur in LENR array experiments where a fission reaction via an excited nucleus appears to be involved. The question is how the multi-body reactions needed to form the compound fissioning nucleus can occur in a low-temperature solid. As transmutation array data accumulated, the reactions were associated with localized regions where condensed matter states, clusters of D, were postulated to have formed [2]. If the cluster volumetric density can be increased, a significant increase in the overall reaction rate in the electrode for developing a high-performance LENR cell should be possible.

If their interaction distance is around 2 pm, this solid-state plasma is reactive and competitive against thermal motion. The Coulomb screening effect [3] for the deuterons in highly loaded metals has been gaining more attention and its importance recognized. Recent measurements have confirmed anomalous screening in a variety of substrate metals. Therefore, deuterons can be viewed as moving as electrically neutral particles within the palladium.

g	g ₀	2g ₀	3g ₀
Δ (MeV)	0.079	0.3	2.13

Table: Energy transfer Δ from localization effects by lattice
Planes with $g = ng_0$ for particles of energy
 $E = 1\text{eV}$ and $m = 10^{-24}g$. Here $g_0 = 8.3 \cdot 10^{10} \text{ cm}^{-1}$

In this paper it is shown that, through an exact solution of the Schrodinger's equation assuming strong short range interactions in the absence of coulomb repulsion, strong localization effects can be obtained whenever particles interact with nuclei, if these are located on a lattice *and* if an ordered structure of nucleons exist [4] within nuclei themselves. The effect arises as a result of coherent scattering from all the nucleons. If ordering is absent, like in a liquid drop, the effect becomes vanishingly small. For a given lattice plane the wave function decays exponentially with distance from the plane with a rate given by the wave vector g of that plane. The effect is found for incoming low-energy particles, such that their de Broglie wavelength is larger than the nucleon separation, i.e. ~ 2 fm. It is found that the increased particle density corresponds to an energy transfer to nucleons in the MeV range, depending on the lattice planes, the interaction strength and the particle mass.

References:

- [1] G. H. Miley & J. A. Patterson, J. New Energy 1996, 1, 11.
- [2] G. H. Miley, A. Lipson, H. Hora & P. J. Shrestha,
Eighth International Workshop on Anomalies in H/D Loaded
Metals, Catania, Sicily, October 2007, 12-18.
- [3] K. Czerski, A. Huke & A. Biller, Europhysics Letters, 2001, 54, 449.
- [4] N.D. Cook & V. Dallacasa, Phys. Rev. 1987, C36, 1883.

Low Energy Sub-barrier Correlated Nuclear Fusion in Dynamical Systems

V.I. Vysotskii^{1,2} and S.V. Adamenko¹

¹*Electrodynamics Laboratory "Proton-21", Kiev, Ukraine*

²*Kiev National Shevchenko University, Kiev, Ukraine*

Probability of nuclear reactions for charged particles at low energy is defined by the action of Coulomb barrier and is bounded by a very small probability of the tunnel effect $D = e^{-W(E)} \ll 1$. In the present work the universal mechanism of optimization of low energy nuclear reactions on the basis of correlated states of interacting particles is considered. This mechanism provides the great increase of barrier penetrability under critical conditions (very low energy, high barrier), where the effectiveness of "ordinary" tunneling effects (including resonant tunneling one) is negligibly small, and can be efficiently applied to different experiments.

We have considered preconditions and methods of formation of correlated coherent states of nuclei in the nuclear-synthesis systems [1]. The physical reason of the barrier transparency in correlated states increase is the following [1,2]. The presence of a partial correlation of different eigenstates forming the correlated superpositional state. Formation of such correlated state leads to the cophasing and the coherent summation of momentum fluctuations of the various eigenstates. It leads to increasing of momentum variance σ_p , kinetic energy variance $\sigma_T = \sigma_p / 2M$ and barrier transparency.

This effect is connected with the modified relation of uncertainty $\sigma_A \sigma_B \geq \hbar^2 / 2(1 - r_{AB}^2)$ for coherent correlated states [1,2]. Here $r_{AB} = \sigma_{AB} / \sqrt{\sigma_A \sigma_B}$ is the coefficient of correlation, which determines the cross correlation of A and B , $\sigma_{AB} = \langle \widehat{A}\widehat{B} + \widehat{B}\widehat{A} \rangle / 2 - \langle A \rangle \langle B \rangle$ is the cross variance of A and B , $|r_{AB}| \leq 1$. For uncorrelated states $\sigma_{AB} \equiv 0$ and $\sigma_A \sigma_B \geq \hbar^2 / 2$.

We have determined the form of optimal dependence of the correlation coefficient $r_{pq}(t)$ on time, at which the formation of a maximally correlated states of particles with $|r_{pq}| \rightarrow 1$ and the attainment of the maximal variances $\sigma_q \rightarrow \infty$, $\sigma_p \rightarrow \infty$ are possible. The optimal regimes of asymptotic or periodic formation of completely correlated states of a particle with the giant increase of coordinate variance σ_q under the potential barrier and similar giant increase of both tunnel effect probability and nuclear reactions probability are determined.

It was shown for the first time that in real nuclear-physical systems very sharp grows (up to 10^{50} and more times!) of Coulomb barrier transparency $D(E) \rightarrow 1$ at very low energy with the increase of correlation coefficient $r_{pq}(t)$ is possible. Several successful low-energy fusion experiments (e.g.[3]) based on usage of correlated states of interacting particles are discussed.

References:

- [1] Vysotskii V.I., Adamenko S.V. Correlated states of interacting particles and problems of the Coulomb barrier transparency at low energies in non stationary systems. Technical Physics, 2010, V. 55, No. 5, pp. 613–621.
- [2] Vysotskii V.I., Quantum Mechanics and its Application in Applied Physics, Kiev National Shevchenko University Publishing House, Kiev, 2008, 354 p. (textbook).
- [3] Adamenko S.V., Selleri F. and van der Merwe A. (Ed), Controlled Nucleosynthesis: Breakthroughs in Experiment and Theory, Springer 2007.

The Physical Reasons of Existence of Large-Size Neutron-Nucleus Molecules and Related Anomalies of Long-Distance Low Energy Fusion and Fission

V.I. Vysotskii and M.V. Vysotskyy

Kiev National Shevchenko University, Kiev, Ukraine

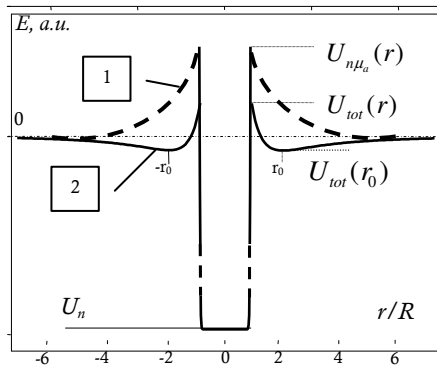
In the work the problem of existence, method of creation and possible applications of large-size neutron-nuclear molecules in low-energy nuclear reactions are considered. Features of electromagnetic interaction of thermal and slow neutrons with nuclei outside nucleus (at $r \geq R$) are examined. On the basis of the Dirac equation

$$\varepsilon \Psi = \left\{ c \begin{pmatrix} 0 & \hat{1} \\ \hat{1} & 0 \end{pmatrix} \vec{\sigma} \vec{p} + \begin{pmatrix} \hat{1} & 0 \\ 0 & -\hat{1} \end{pmatrix} (m_n c^2 + \mu_a \vec{\sigma} \vec{H}(\vec{r})) + i \begin{pmatrix} 0 & -\hat{1} \\ \hat{1} & 0 \end{pmatrix} \mu_a \vec{\sigma} \vec{E}(\vec{r}) \right\} \Psi, \quad \Psi = \begin{pmatrix} \varphi \\ \chi \end{pmatrix}, \quad \varphi = \begin{pmatrix} \psi_1 \\ \psi_2 \end{pmatrix}$$

analysis [1] it was shown that the process of neutron-nuclear interaction outside nucleus is described by Schrödinger wave equation

$$\left(-\frac{\hbar^2}{2m_n} \Delta + U_{n\mu_a} \pm U_{\mu_{\Lambda,Z}\mu_a} \right) \psi_{1,2} = E \psi_{1,2}, \quad E = \varepsilon - mc^2, \quad U_{n\mu_a}(r \geq R) = \frac{\mu_a^2 Z^2 e^2}{2m_n c^2 r^4}, \quad U_{\mu_{\Lambda,Z}\mu_a}(r) = \mu_a H(r)$$

and is determined by the presence of ponderomotive non-linear potential barrier $U_{n\mu_a}(r \geq R)$, which is located outside of any nucleus (see graph 1 on Fig.).



For even-even nuclei the own magnetic field $\vec{H}(r) = 0$. The height of this barrier is $U_{n\mu_a}(R) = 110 \text{ eV}$ for heavy even-even nuclei like U^{238} and 25...65 eV for even-odd nuclei like U^{235} , U^{233} and Pu^{241} . For light even-even nucleus d^2 the height of the barrier is 7 eV. The mechanism of formation of this barrier is the result of non-linear ponderomotive interaction of the neutron abnormal magnetic moment μ_a with the strong external electric field of a nucleus. The barrier penetrability for thermal reactor neutrons equals $D \approx 0.95...0.98$. For cold neutrons the barrier penetrability decreases greatly and for ultracold it becomes very small and $D \rightarrow 0$. For even-odd and odd-odd nuclei $\vec{H}(r) \neq 0$. In the work the existence of separated neutron potential wells symmetrically located at $r_0 \approx (1.7 - 4.5) * 10^{-12} \text{ cm} \approx (1.3 - 5) * R$ from even-odd and odd-odd heavy nuclei is predicted (see graph 2 on Fig). Formation of this distant wells is the result of combined action of magnetic $U_{\mu_{A,Z}\mu_a}(r > R) = 2\mu_{A,Z}\mu_a / r^3$ and ponderomotive $U_{n\mu_a}(r \geq R)$ interactions of neutron magnetic moment with own electric and magnetic fields of nucleus. Depths of these wells are $U_{tot}(r_0) = 0.1...5 \text{ eV}$ for U^{235} , U^{233} and Pu^{241} .

The presence of such distant wells leads to the possibility of existence of virtual or quasi-stationary nuclear-neutron molecules. Such wells can be virtual traps for thermal and cold neutrons. They can stimulate long-distant fusion and fission reactions between distant nuclei at very low energy. The effect of neutron halo also may be connected with such virtual traps.

References:

Vysotskii V.I. and Vysotskyy M.V., Abnormal features of neutron-nucleus low-energy interaction and the mechanism of inhibition of neutron-induced reactions, European Physical Journal, A44 (2010) 279.

Nuclear Exothermic Reactions in Pd lattices: A Theoretical Study of d-d Reaction

Fulvio Frisone

*Department of Physics, University of Catania,
Via Santa Sofia 64, I-95123 Catania, Italy*

During the past 15 years, indisputable experimental evidence has built up for low energy nuclear reaction phenomena (LERN) in specialized heavy hydrogen systems. We can say that a new possible way to obtain nuclear energy without waste is emerging. Nevertheless in spite of experimental contributions, the theoretical framework is not known. In this work we try to explain the deuteron-deuteron reactions within palladium lattice by means of the coherence theory of nuclear and condensed matter.

The coherence model of condensed matter affirms that within a deuteron-loaded palladium lattice there are three different plasmas: electrons, ions and deuterons plasma.

Then, according to the loading percentage $x=D/Pd$, the ions deuterium can take place on the octahedral sites or in the tetrahedral in the (1,0,0)-plane. In the coherence theory it is called b-plasma the deuterons plasma in the octahedral site and g-plasma which in tetrahedral.

We propose a general model of effective local time-dependent deuteron-deuteron potential, that takes into account the electrons and ions plasma oscillations. The main features of this potential are extracted by means of many-body theory considering the interaction deuteron-phonon-deuteron. In fact the phonon exchange produces a attractive component between two deuteron within the D_2 molecular. This attractive force is able to reduce the inter-nuclear distance from about 0.7 Å to 0.16 Å. It means that the lattice strongly modifies the nuclear environment with respect to free space. In this way according to deuterons energy, loading percentage and plasma frequency we are able to predict high or low tunneling probability. The fusion rates (sec^{-1}) computed vary from 10^{-70} to 10^{-17} and also a set of other mechanism, which could be enhanced these values, are proposed. In this way we hope that by means of this approach in the future will be possible to realize and

control the nuclear exothermic reactions that take place in the condensed matter in order to obtain clean energy.

References:

- [1] Iwamura et al., Japanese Journal of Applied Physics A, vol. 41, p.4642
- [2] O. Reifenschweiler, Physics Letters A, vol 184, p.149, 1994
- [3] O. Reifenschweiler, Fusion Technology, vol 30, p.261, 1996
- [4] Melvin H. Miles et al., Fusion Technology, vol. 25, p. 478, 1994
- [5] G. Preparata, QED Coherence in Matter, World Scientific Publishing (1995)
- [6] S.Aiello et al. Fusion Technology 18 (1990)
- [7] F.Frisone, Fusion Technology, vol. 39, p.260, 2001
- [8] F.Frisone, Fusion Technology, vol. 40, p.139, 2001
- [9] Fleishmann and Pons, J.Electroanal. Chem. 261 (1989) 301-308
- [10] A.De Ninno et al. Europhysics Letters, 9 (3) 1989 221-224
- [11] G. Mengoli et al., J. Electroanal. Chem. 350, 57 (1989)
- [12] C. DeW Van Siden and S. E. Jones, J. Phys. G. Nucl. Phys. 12 (1986)
- [13] M.Baldo and R. Pucci, Fusion Technology, 18, p. 47, 1990
- [14] D. Morrison, Physics World, 1990

Erzotriton & Cold Nuclear Transmutation Coursed by it

Yu.N. Bazhutov

*Pushkov Terrestrial Magnetism, Ionosphere and
Radiowave Propagation Institute (IZMIRAN),
Russian Academy of Science, 142190,
Troitsk, Moscow region, Russia*

In report on the RCCNT&BL-16 in framework of Erzion model (EM) it was proposed the hypothesis of possible existence of alone neutral Erzion atom (Erzotriton - $\{ \Xi^-, H^3 \}$), which has on its orbit super heavy hydrogen isotope – Triton. Bond energy of such Erzotriton is - $\varepsilon \sim 70$ keV and size - $R \sim 8$ fm. There it was shown for interpretation Baranov experimental results that in the reaction $Bi^{209} + \{ \Xi^-, H^3 \} = Bi^{212} + \Xi^0 + 7,6$ MeV the transmutation reaction of Bi^{209} to Bi^{212} is running. Here such class nuclear transmutation reactions are expanded on the light nuclei (C,N,O,...). It is presented unique opportunities of such nuclear reactions with production of some alpha particles of large energies and radiation of large neutron quantity in alone reaction, indications on which there were existed already rather long time in some experiments.

Compatibility of Ionic Crystal Lattice Assisted Nuclear Fusion and Thermonuclear Fusion

Arunachalam Lakshmanan

*Saveetha Engineering College, Thandalam,
Chennai 602105, India*

The ionic crystal lattice assisted p - p nuclear fusion in a room temperature apparatus and thermonuclear fusion achieved at ultrahigh temperatures and pressures are compatible. It is possible to reach the latter process through the former one. On sodium metal dissolution in concentrated aqueous Epsom ($\text{MgSO}_4 \cdot 7\text{H}_2\text{O}$) solution undergoing vortex rotation, the hydrogen ions (*protons*) generated due to $\text{Na-H}_2\text{O}$ and $\text{Mg-H}_2\text{O}$ reactions are trapped *in situ* in cavitation induced ionic nanocrystals and oscillatory reactions due to two strong mutually opposing forces – one is electrostatic repulsion between hydrogen nuclei leading to the break-up of these crystals on formation and the other is cavitation induced crystallization – could build up localized temperatures and pressures around the nanocrystals exponentially through repeated release of hydration energy to the point required to achieve nuclear fusion, i.e., plasma temperatures, all by the heat generated within the system. It is known that the temperature inside a cavitating bubble is only 5000 K only and hence its implosion cannot cause nuclear fusion by itself. Cavitation process is, however, invoked in our experiment for quite a different purpose i.e for the formation of micro/nano crystals. The nanocrystals of MgSO_4 / Na_2SO_4 act as precursors and help in localizing the hydrogen ions in the initial stages and the water surrounding them provide the medium for the generation and accumulation of hydration energy exponentially in and around these crystals until the runaway exothermic reactions lead to the release of p - p fusion energy outward in all directions which resulted in the vaporization of glass beaker along with its contents. Thus it is the exponential accumulation of hydration energy and not cavitation energy by itself which generates the input energy needed to create the proposed p - p fusion process. Cavitation merely facilitates this process. An application of Bernoulli's equation, however, indicate that cavitation is occurring in the aqueous Epsom solution not because of stirring (pressure drop on rotation is too low for boiling to occur at RT or even up to 60°C in this case) but due to the collapse of vapor bubbles generated as a result of the highly exothermic Na dissolution and distribution of these local boiling

spots during stirring. After all, a fluid can vaporize when its pressure becomes too low, or its temperature too high.

Let us consider plasma physicists point of view that even at a temperature of 10^{10} K, it would take millions of years to produce the number of reactions required since it is a weak interaction and hence, p - p fusion can be ruled out as a mechanism. However, we could begin by getting a bound state via the strong interaction, and then a p would decay into $n + e^+ + \nu$ which is a weak interaction. But the latter is fast enough that the weak interaction would be irrelevant. Thus the p - e - p reaction in the sun has a low probability. But in LENR conditions, it should be very probable.

Hydrogen fusion in hot plasma condition through the reaction:



is known to release positrons (e^+) which would very quickly encounter a free electrons (e^-) in the atmosphere and both particles annihilate, their mass energy appearing as two γ -ray photons of 0.51 MeV, each in 180° opposite direction. In the explosive experiment described above, the number of 0.51 MeV photons released in one direction would be about 0.24×10^{23} in a flash. However, only a low level of radiation exposure is anticipated due to annihilation radiation at the observer's position (3 m from the beaker which caused the explosion) following p - p nuclear fusion since we are not dealing with a point radiation source (which would give a high radiation level as indicated above) but with several (annihilation) sites of radiation source which are blown apart and hence will be situated all around and far away from the site which caused the explosion. But the presence of even a small amount of such radiations could be considered as signatures for the proposed fusion process.. Measurement of γ -radiation dose using passive dosimeters is also a viable choice to substantiate the proposed p - p nuclear fusion and are being planned.

Notwithstanding experimental confirmation of the reaction products, this is the first time a novel and viable concept capable of generating infinite energy without violating existing scientific laws is outlined.

Reference:

- [1] Lakshmanan, AR. 'Can water serve as an infinite source of energy?', Infinite Energy 81, 41-57(2008)

A Possible Explanation for 'How Coulomb's Repulsion is Overcome in Cold-Fusion'

R.C. Gupta

GLA University, Mathura, U.P., India

The primary objection, besides lack-of-reproducibility, was the 'absence of a good theory' behind cold-fusion [1-6]. Though a few theories were proposed, the main objection that 'how coulomb-repulsion between deuterium ions is overcome' was never clearly explained. In the present paper a novel theory in this regard is proposed which is based on a new found effect called 'Gupta-Dinu effect' [7].

The 'Gupta-Dinu effect' is natural outcome of Einstein's-relativity theory which necessitates a little modification in famous Lorentz formula, the extra little term is manifested as Gupta-Dinu effect. To explain it clearly, let us ask a question as 'what is the interaction between electric-current (producing magnetic field B) with a positive charge (Q) at rest ($V = 0$)'? As per the old known Lorentz formula ($F = Q \cdot V \times B$) there would be 'no' interaction i.e., force will be zero ($F = 0$) since $V = 0$. But the Einstein's relativity results-in [7] a modified Lorentz formula : $F = Q \cdot (V - v/2) \times B$, wherein v the drift velocity of electron in the electric-current. Hence as per the modified formula the electric current will have 'some interaction' even with the static charge ; i.e., the force will not be zero but $F = - Q \cdot v/2 \times B$ because though $V = 0$ but $v \neq 0$. In other words: 'a static ($V = 0$) positive charge (Q) will be attracted with a force $F = - \frac{1}{2} Q \cdot v \times B$ towards the electric-current (producing magnetic field B) in which electrons are moving with a drift velocity v '. This interaction of electric current with static charge is called Gupta-Dinu effect [7], which is in fact a natural outcome of Einstein's-relativity reflected in the modified Lorentz formula. The extra force term $F = - Q \cdot v \times B/2$ may be called Gupta-Dinu force or it can be better named as Einstein's force, since this extra term comes out due to Einstein's special theory of relativity.

Generally the Gupta-Dinu effect (the interaction of electric current on a static charge) is usually small as the extra term for the Einstein's force $F = - \frac{1}{2} Q \cdot v \times B$ is very small, since drift velocity v is extremely small (snails speed). But in cold-fusion case, a very large number (say, of the order of Avogadro's number) of electrons

are flowing in the palladium electrode as current ($I = n.A.v.e$) therein producing magnetic-field ($B = \frac{1}{2} \mu_0 n. I/r$), the cumulative Einstein's attractive force on deuterons due to the large number of electrons in the current may equalize or even overcome the Coulomb repulsive force between two (or more) positive deuterons. This may eventually require a minimum (critical) current density. Thus cold-fusion seems possible even on theoretical basis, as the biggest objection is thus overcome. Though Coulomb's force is much stronger than the Einstein's force, but the cumulative Einstein's force due to billion & billions of electrons in the current may possibly overcome the individual Coulomb repulsion between a few deuterons.

References:

- [1] M. Fleischmann, S. Pons and M. Hawkins, 'Electrochemically Induced Nuclear Fusion of Deuterium', Journal of Electro. Chem., vol 261, 1989.
- [2] Eugene F Mallove, 'Fire from Ice: Search for Truth Behind the Cold Fusion Furor', John Wiley & Sons, New York, 1991.
- [3] Tadahiko Mizuno, 'Nuclear Transmutation: The Reality of Cold Fusion', English translation by Jed Rothwell, Infinite Energy Press, Concord, NH, USA, 1998.
- [4] Charles G. Beaudette, 'Excess Heat: Why Cold Fusion Prevailed', Oak Grove Press, Maine, USA, 2002.
- [5] Steven B Krivit and Nadine Winocur, 'The Rebirth of Cold-Fusion', Pacific Oaks Press, Los Angeles, CA, USA, Oct. 2004.
- [6] M. Srinivasan, 'Energy Concepts of the 21st century', Meeting Report, Current Science, vol.94, No.7, April 2008.
- [7] R.C. Gupta, 'Gupta-Dinu Effect: Interaction of Electric-Current with Static- Charge', www.wbabib.net/physics/gupta2.pdf, Sept. 2008.

Possibility of Nuclear Fusion Occurring during Arc-Welding

R.C. Gupta

GLA University, Mathura, U.P, India

Nuclear-Fusion occurs at extremely high-temperature of the order of a few million degree Celsius, as in the core of Sun. Arc-welding is a fabrication-technique in which the metal pieces are joined by melting it with the heat of the electric-arc having a temperature of the order of a few thousand degree Celsius. Quite obviously it seems that there is no link of nuclear-fusion with arc-welding. The objective of this research-report is to tell that there exists a possibility of low-energy nuclear-reaction (LENR) occurring during arc-welding; and if it is so, it would open a new possibility of utilizing otherwise-difficult nuclear-fusion for energy-production.

In arc-welding quite-much amount of heat is produced, enough to cause intense bright-arc able to easily melt metals. No one has bothered to do the heat-accounting in welding, assuming that the heat produced must be equal to the input electrical-energy. The author (who is Ph.D. in welding from I.I.T. Kanpur), however, in-view-of various reasons such as the appearance of very-strong & intense bright-arc in welding as well as in lightning-arc, suspects a possibility of nuclear-fusion occurring within the arc. Note that the electric-arc is nothing but plasma i.e., hot ionized gases, so likelihood of nuclear-fusion of the positive-ions within the arc can not be ruled out. In usual welding (in air) heat accounting is quite difficult, so the author suggested to do underwater welding [1] experiment, wherein a better heat-accounting is possible since most of the heat-produced would be used up in heating & vaporizing the water therein.

Such experiment was conducted [2] in the institute of the university with the help of project-students under the author's supervision. In underwater welding, arc stability is however poor; arc-stability (as it is known) could be improved by extra-coating over the electrode and making the water saline with salt. The rough heat-accounting in underwater-welding experiment reveals that at-least 25% more heat is produced than the input electrical-energy. This indicates that there is a possibility that a low-level nuclear-fusion that might be

occurring within the arc. But exactly what nuclear-reactions could actually be occurring there, is yet to be investigated. But if any such nuclear-fusion occurs there, this would open a revolutionary vista for energy-production, say, through steam-generation in underwater welding. Theoretically too, fusion of positive-ions in the electric-arc seems possible; since a new-found 'Gupta-Dinu Effect' [3] predicts that positive-charges would be attracted towards electric-current.

References:

- [1] R.C. Gupta, 'Advanced Welding Technology', Associated Press Agra, 2010.
- [2] Ankita Agrawal et al., 'Further Investigations for Evidence of Gupta-Dinu Effect', Project under supervision of Dr. R.C. Gupta at GLA ITM / GLA University, 2010.
- [3] R.C. Gupta, 'Gupta-Dinu Effect: Interaction of Static-Charge with Electric- Current', www.wbabin.net/physics/gupta2 , 2008.

Deuteron Fusion using Pb Nanoparticles

Vasudev Godbole

B. Y. Zentrum Eiffestr. 424 20537 Hamburg, Germany

Pb forms compounds with C and H(D). They can be frozen-confined in a suitably shaped shell. A large quick pulse of energy (e.g. from a Van de Graaff generator) through embedded Pb wires creates Pb nanoparticles with entrapped deuterons in and on them. The deuterons⁺ around the nanoparticle⁻ exhibit a smeared-flattened state function like an electron⁻ around a nucleus⁺ or a group⁺ of nuclei (e.g. a molecular orbit) by comparable mass ratios. A reduction of Coulomb barrier by a factor of 10^{-7} is calculated as possible. The strong-force source in the baryon is (thought of as) independent of the e⁻ charge field and can merge into another baryon. An experiment hereto is worth being carried out. An explosion-type event is ruled out due to the low-and-slow, nuclear-molecular 'ping-pong'-probabilities involved.

The so-called cold fusion may also be explained by the smearing of the deuteron/hydrogen wave function in a lattice of (heavier) ions and the chargelessness of quarks. The author finds no compelling evidence for assigning electric charges to quarks. The electric field ($>10^{-15}$ m) does not have its origin in the quarks ($<10^{-15}$ m). There is no possibility of a stable electric field below a femtometer. It will always get pushed out. This also harmonizes with the bag or drop model of the nucleus.

Dynamical Screening Effect on α -decay in Metal during Deuteron Beam Bombardment

J. Kasagi¹, Q. Wang², S. Hibi³ and T. Hioki³

¹*Tohoku University, Sendai, Japan*

²*Lanzhou University, Lanzhou, China*

³*Toyota Central R&D Research Labs., Nagakute, Aichi, Japan*

In the cold fusion studies, experiments with low-energy deuteron bombardments on various metals have revealed the existence of large screening for the D+D reaction in metal environment. However, values of the screening potential deduced from these beam experiments are usually much larger than those of calculations based on the Thomas-Fermi model. Thus, one may consider that the screening effect during beam bombardment is not necessarily same as that in the static situation, since conduction electrons are being excited during the bombardment. In the present work, we have tried to see such an effect in nuclear α -decay in metal.

In the α -decay, an α particle should penetrate a huge Coulomb barrier, which essentially determines the decay rate. As discussed so far for the DD reactions in metal, electrons surrounding a nucleus screen the Coulomb potential. Thus, if the effective barrier height between α -particle and daughter nucleus becomes smaller when the metal, where the decaying system stays, is being bombarded with the beam, we can expect higher emission rate of α particles during the bombardment. An enhancement factor of the decay rate for the difference of the screening energy ($\Delta U_e = U_e(\text{beam on}) - U_e(\text{beam off})$) may be approximated simply as

$$F(\Delta U_e) \sim \exp(B \cdot \Delta U_e / (2E^{3/2})),$$

$$\text{where } B = 2^{1/2} \pi Z_1 Z_2 \alpha (\mu c^2)^{1/2}$$

($Z_{1,2}$: atomic number, α : fine structure constant,

μ : reduced mass) and E is the energy of the α particle.

The experiment to obtain ΔU_e has been planned by observing the decay of ^{147}Sm which is an α -decay nucleus ($T_{1/2} = 1.08 \times 10^{11}$ y, $E_\alpha = 2.23$ MeV) naturally existing. A Sm plate of 0.2 mm in

thickness is used as a target to be irradiated with a 15-keV D_3^+ beam whose current is about 30 μA . In order to compare the yield of α -decay, emitted α particles are detected repeatedly for 10 seconds with beam on the target and for 10 seconds without beam.

From very preliminary measurement, we have deduced the yield ratio for beam on/off $R(\text{on/off}) = 1.25 \pm 0.31$, which is converted to $\Delta U_e = 9.5 \pm 9.5/-12$ keV. This suggests an existence of a dynamical screening due to the beam bombardment on Sm metal, although much higher statistics are required to conclude clearly. It should be noticed that 9.5 keV of ΔU_e for the Nd- α system corresponds to 80 eV for the D-D system.

We will discuss on the experiment in detail and give more accurate result on the change of α -decay rate.

Fusion of Deuterium Nuclei in TiD Systems Stimulated by X Rays

I. Chernov¹, A. Roussetski², B. Lyakhov³ and D. Krasnov⁴

¹*National Research Tomsk Polytechnic University,
Lenina Str. 30, 634050 Tomsk, Russia*

^{2,3}*Moscow 119991, Russia*

⁴*Tomsk 634050 Russia*

In works [1,2] was shown that electron beam ($J \sim 0.5\text{-}2.1 \text{ mA/cm}^2$, $E = 30 \text{ keV}$) stimulated emissions of DD-reaction product (3 MeV protons), as well as high energy alpha from Pd/PdO:Dx and Ti/TiO:Dx targets. Here we present an evidence for a statistically significant emission of 3 MeV protons and high energy alpha from DD-reaction in experiments with Ti/TiO:Dx sample, stimulated by X rays. Plastic track detectors CR-39 were used for the detection of charged particles. Samples were electrochemically loaded in 1M D₂SO₄ solution in D₂O, then irradiated on X-ray installation ($U = 120 \text{ kV}$, $I = 5 \text{ mA}$, tungsten cathode) in air and were placed between two detectors covered with 11 μm Al and 25 μm Cu, respectively.

Yield of product of DD nuclear reactions is much higher than under the influence of the electron beam. First of all this is due to the significant increase of power radiation of X-rays in comparison with the electron beam, second fact that the X-ray radiation affects the entire volume of the sample, electrons only on its thin surface layer. Effect of electron beam [1,2] on the samples of Pd / PdO: Dx and and X-rays on Ti / TiO: Dx stimulate emission of 3 MeV protons with both irradiated and not irradiated side of the sample. Hence, nuclear processes take place mainly in the surface region of the sample, apparently, on the border of Pd - PdO, Ti-TiO. One reason for this situation – it is high concentration of deuterium at the interface metal - insulator, because of radiation-induced diffusion of deuterium in metals is much higher than that in metal oxides. Another possible reason – it is more high-energy deuterium atoms at the border than in the bulk, due to the nature of the plasmon mechanism of acceleration of atoms.

References:

- [1] A. Lipson, I. Chernov, A. Roussetski et al, Proc. of ICCF-15 (5 – 9 October, 2009, Rome, Italy) in Press.
- [2] A. Lipson, I. Chernov, A. Roussetski et al, Rus. Phys. Dokl. 2009 v 425, №5, 621-625

Research into Excited Long Lived 0.6 – 6.0 Kev Energy Levels in the Cathode Solid Medium of Glow Discharge by X-Ray Spectra Emission

A.B. Karabut¹ and E. A. Karabut²

¹*Samar+ COMPANY, Moscow Region, 140055, Russia.*

²*Moscow Power Engineering Institute, Moscow, Russia*

The experiments were carried out using a device of high-current glow discharge, which consisted of a water-cooled vacuum chamber, water-cooled cathode and anode units. X-ray emission was removed through a diagnostic window placed above the cathode. The discharge was realized in H₂, D₂, Ar, Kr and Xe at the pressure 1 – 5 Torr using the cathode samples made of Al, Sc, Ti, Ni, Mo, Pd, Ta, W, at current up to 200 mA and discharge voltage of 3000-4300 V. The pulse-periodical power supply of the glow discharge was used. The X-ray spectra were registered in film using the curved mica crystal X-ray spectrometer.

The X-ray spectrum were registered both as bands of the continuum with energies ranging 0.6 - 10.0 keV and as spots resulting from the emission of series of high-density monoenergetic X-ray beams (with energies of 0.6 - 10.0 keV) characterized by small angular divergence. The X-ray spectra were repeatedly recorded during the Glow Discharge operation and after the Glow Discharge current switch off (for up to 20 hours afterwards). The X-ray emission bands energy correlated with K – L and L – N X-ray transitions. X-ray spectra include bands: K – M₃ X-ray transitions with 3.19 keV energy for Ar (discharge in Ar), L₃ – M₁ (1.65 keV) for Kr (discharge in Kr), L₁ – N₃ (2.503 keV) for Zr (discharge in He), L₂ – M₄ (2.395 keV) and L₂ – N₂ (2.623 keV) for Mo (discharge in He). The X-ray monoenergetic beams were recorded as dark spots. The spots energy were determined the cathode samples material. All the experimental results have 100% reproducibility.

The obtained results were the direct experimental evidence of existing the excited metastable energy levels with the energy of 0.6-10.0 keV in the solid of the cathode sample.

Neutron Emission Measurements During Loading Tests on Solid Specimens and Confirmations by EDS Analysis

A. Carpinteri¹, G. Lacidogna¹, A. Manuello¹ and O. Borla,²

¹Politecnico di Torino, Department of Structural Engineering & Geotechnics, Corso Duca degli Abruzzi 24, 10129 Torino, Italy

*² N.F.N. National Inst. of Nuclear Physics,
Via P. Giuria 1, 10125 Torino, Italy*

Neutron emission measurements, by means of He³ devices and neutron bubble detectors, were performed during three different kinds of loading tests on natural and artificial materials: (i) under displacement control, (ii) under cyclic loading, and (iii) by ultrasonic vibration.

The materials used in compression tests under displacement control were marble, granite and concrete, selected in that they present a different brittleness index [1,2]. For natural materials, such as granite and basalt were also conducted cyclic and vibrational loading tests in the frequency range comprised between 2 and 2x104 Hz.

Since the analyzed material contains iron, our conjecture is that piezonuclear fission reactions involving fission of iron into aluminum, or into magnesium and silicon, should have occurred during compression damage and failure. This hypothesis is confirmed by Energy Dispersive X-ray Spectroscopy (EDS) analysis performed on external and fracture surfaces belonging to specimens used in the tests.[3] These laboratory evidences appear to be strictly connected with recent neutron emission detections in correspondence to seismic activity and appreciable earthquakes at the scale of the Earth's crust [4,5] and led to consider that the present natural abundances of aluminum (~8%), silicon (28%) and scarcity of iron (~4%) in the continental crust should be possibly due to piezonuclear fission reactions[6].

References:

- [1] A. Carpinteri, F. Cardone, G. Lacidogna, Strain. 2009 45, 332-339;
Proc. Turin Acad. of Sci, Ser. V 33, (2010) 27-42.

- [2] F. Cardone, A. Carpinteri, G. Lacidogna, Physics Letters A. (2009) 373, 4158- 4163.
- [3] A. Carpinteri, A. Chiodoni, A. Manuello, R. Sandrone, Strain. (doi:10.1111/j.14751305.2010.00767.x).
- [4] B. M. Kuzhevskij et al. Nat. Haz. and Earth System Sci. 3, (2003) 637-645.
- [5] B. M. Kuzhevskij, et al. Nat. Haz. and Earth System Sci. 3, (2003) 255-262.
- [6] A. Carpinteri, A. Manuello, Strain. (doi: 10.1111/j.1475-1305.2010.00766.x.).

Piezonuclear Neutrons and Transmutations in Iron Bars Treated by Ultrasounds

Andrea Petrucci¹, Roberto Mignani¹ and Fabio Cardone²

¹ *University of Roma Tre, via della Vasca Navale 84, 00146
Rome, Italy*

² *Institute of Nanostructured Materials, via dei Taurini 19, 00185
Rome, Italy*

In the last six years we carried out experiments about piezonuclear reactions [1, 2] in which we applied ultrasounds to solutions of water containing atoms of Iron and from which, thanks to ultrasonic cavitation, that brings about a violent bubble collapse, we obtained neutron emission. In the wake of the success of these experiments, we made a heuristic hypothesis that a process as abrupt and violent as a bubble collapse in cavitation, could take place in bars of Iron suitably subjected to ultrasounds. A solid metal always contains a gas porosity, in fact. This gas porosity may be looked at as being made of bubbles dispersed in the metal.

The compressions of these “bubbles” due to ultrasounds make them collapse or suddenly reduce their volume and brings about a violent and abrupt squeeze of the Iron atoms that surround the cavity of gas in the same way as bubble collapse crushes those in the interface gas liquid of the bubble. Thus, by an ultrasonic machine pretty much similar that used in the previous experiments [1-5], we subjected to ultrasounds of 19 Watts several bars of Ferrite and steel 20 cm long and with circular base with a diameter of 2 cm. After detecting neutron bursts by a neutron counter that, hence, corroborated our heuristic hypothesis, we measured, by a neutron spectrometer, the spectrum with ultrasound turned off (background) and with ultrasounds turned on. The latter has a fairly clear log-normal shape which makes it completely different from the former. A second very peculiar evidence was obtained, after one hour of ultrasounds applied to the bars. Circular shaped damages, with a diameter ranging from 2 to 3 cm, appeared on the lateral surface

of the treated bar. The surface of these spots is rougher and has two concentric zone which, from the centre to the border, has a whitish and brownish colour respectively. A suitable treatment by diluted hydrochloric acid, confirmed that these damages are not made of Iron oxides. Moreover, a x-ray micro-analysis, by an SEM,

showed an amazing variation of the local superficial concentration in weight of Iron, Dysprosium, Carbon and Oxygen, which from 91.92 %, 4.12 %, 2.37 % and 0 % respectively, on an undamaged spot, became, 44.45 %, 0 %, 19.80 % and 29.27 % respectively, at the centre of the damaged part. With the transmutations, that were reported by many a one works of CMNS [6] and by other works [7-10], in mind, we hypothesised that these variations of concentration where due to piezonuclear reactions that had taken place localized in the spots where the damages appeared. If this hypothesis will be corroborated by other evidences and further analysis like x-ray and neutron diffractometry and neutron activation, that are just being carried on, it will be possible to state that these spots are the volumes of solid iron (condensed matter) where the three conditions on energy, space and time [11-14] for piezonuclear reactions to be ignited, were reached or equivalently where the nuclear active environment (NAE), made activate by pressure, was located. In this sense, it will be possible to carry out focused analyses in order to study the static features of the NAE, both around the already damaged active volumes and, by suitable shortening the application of ultrasounds to the bars, around the volumes where the damages begin to appear. The main purpose of this work is to bring to the attention of other research teams these peculiar outcomes with the chance to find similar ones that may corroborate and enrich each other.

References:

- [1] Cardone, F., Cherubini, G. & Petrucci, A. Piezonuclear Neutrons. Phys Letts A 373 (2009) 862866.
- [2] Cardone, F., Cherubini, G., Mignani, R., Perconti, W., Petrucci, A., Rosetto, F. & Spera, G. Neutrons from Piezonuclear Reactions Fondation Louis de Broglie, Volume 34 no 2, 2009.
- [3] CNR (National Research Council of Italy) Patent Office number: WO/2008/041253.
- [4] CNR (National Research Council of Italy) Patent Office number: WO/2008/041254.
- [5] CNR (National Research Council of Italy) Patent Office number: WO/2008/041255.
- [6] Storms, E. The Science of Low Energy Nuclear Reaction. World Scientific, Singapore (2007).
- [7] Cardone, F. & Mignani, R. Possible evidence for transformation of chemical elements in cavitated water. Int. J. Mod. Phys. B 17, 307 (2003).
- [8] Cardone, F., Mignani, R., Perconti, W., Pessa, E. & Spera, G. Possibile evidence for production of an artificial radionuclide in cavitated water. Jour. Radioanalytical Nucl. Chem. 265, 151 (2005).

- [9] Cardone, F., Mignani, R., Perconti, W., Pessa, E. & Spera, G. Nucleosynthesis of an artificial radionuclide by cavitation. *Gravitation and Cosmology* 11, 1-2 (41-42) (2005).
- [10] Urutskoev, L.I., Review of experimental results of low-energy transformation of nucleus. *Ann. Fond. L.de Broglie* 29, 1149 (2004).
- [11] Cardone, F. & Mignani, R. *Energy and Geometry* World Scientific Singapore (2004).
- [12] Cardone, F. & Mignani, R. Piezonuclear reactions and Lorentz invariance breakdown. *Int. Jour. Modern Phys. E* 15, 911 (2006).
- [13] Cardone, F. & Mignani, R. *Deformed Spacetime* Springer, Heidelberg (2007).
- [14] Petrucci A., Mignani R., Cardone F. Comparison Between Piezonuclear Reactions and CMNS Phenomenology Proceedings of ICCF-15 Rome 2009 (in press).

Cavitation BEC Compression Pulse Explains Experimental Results

Roger Stringham

First Gate Energies, PO Box 1230, Kilauea, HI, USA 96754

Sonofusion, within a natural but controlled cavitating system, features deuteron BECs during a picosecond, ps, and electromagnetic, E-M, spherical piston compression pulse producing $2D^+$ fusion events. The BEC cluster is the key to sonofusion and relates to known muon and Inertial Confined Fusion. Deuteron fusion depends on the DD separation or densities. At $10^{36} D^+/m^3$, muon fusion occurs in low temperature environments. Sonofusion's experimental results fit the BEC's ps E-M squeeze, the dense D^+ clusters, the free e^- E-M pulse, and the D^+ evaporative cooling pulse.

The cavitation bubble collapse produced sonoluminescence and 10^7 particles, e^- and D^+ , a dense plasma implanting jet with a femtosecond, fs, charge separation. Some of these deuterons during this fs, clustered via E-M actions of mobile free electrons. These electrons were coulombically accelerated spherically producing an E-M pulse squeezed cluster of increasing density and BEC character. During this ps, the coulombic deuteron escape pressure was much less than the cluster's compressing pressure. During the picosecond pulse, evaporation from the surface cooled the cluster with the remaining BEC deuteron contents maintaining a relatively low temperature, T , of about 4000 K, compared to the BEC critical temperature, T_c , of several MeV.

The Shell and Collective Model of the individual cluster deuterons in the absence of electrons show that the next energy level above groundstate was more than its dissociation energy of 2.32 MeV. The condensate fraction was about $1-(T/T_c)^3$. The fraction represented a more than 99% BEC character of the compressing cluster.

The following are some experimental results. The fusion heat from the cluster progressed as a spherical heat pulse through the target lattice and escaped as vaporous ejecta into the circulating D_2O . The fusion products were contained in the vaporous ejecta. Millions of pits, ejecta sites, in the target lattice were continually changing as

the lattice surface changes with each acoustic cycle. These ejecta sites in the target foils were surveyed by scanning electron microscopy.

^4He and heat were collected and measured by mass spectroscopy and flow through calorimetry. Heat, when expelled from the lattice leaves an ejecta site, one for each cluster fusion, as a spherical heat pulse. Some gamma radiation measurements were made with no evidence of any long-range radiation. The fusion environment in the BEC explains the measured heat fusion product, the excess fusion energy, that was converted into heat before the gamma forming mechanism could function.

Advances in Deuterium Permeation Transmutation Experiments

Y.Iwamura¹, T.Itoh¹, N.Yamazaki¹, N.Watari¹,
H. Yonemura² and K.Fukutani³

¹*Advanced Technology Research Center,
Mitsubishi Heavy Industries, Ltd., Yokohama, 220-0012, Japan*

²*High Energy Accelerator Research Organization (KEK),
Tsukuba, 305-0801, Japan*

³*Institute of Industrial Science, Univ. of Tokyo,
Tokyo, 153-8505, Japan*

Low energy nuclear transmutations in condensed matter have been observed in the nano-structured Pd multilayer complex, which are composed of Pd and CaO thin film and Pd substrate, induced by D₂ gas permeation through Pd multilayer complexes[1]. Transmutation reactions of Cs into Pr, Ba into Sm and Sr into Mo were observed. Especially, transmutation of Cs into Pr has been confirmed by "in-situ" measurements using x-ray fluorescence spectrometry (XRF) at SPring-8 in Japan. Similar experiments have been performed by some researchers and positive results have been obtained in some cases. However, more systematic experiments are required for making clear the nature of this permeation induced transmutation.

A micro-beam NRA system, by means of a resonant nuclear reaction $^1\text{H}(^{15}\text{N})\gamma\alpha\text{N}, ^{12}\text{C}$, has been developed for the purpose of the 3D mapping of the hydrogen distribution in solids under a CREST program of JST(Japan Science Technology Agency)[2]. Using this system, we measured hydrogen density near surface in Pd multilayer thin film during permeation. Obtained results on H/Pd distribution in Pd/CaO thin multilayer film will be reported.

We are trying to make clear what elements can be transmuted by our permeation method. Preliminary results on W transmutation experiments and theoretical consideration based on the first principal calculation will be presented.

Reference:

- [1] Y. Iwamura, M. Sakano and T. Itoh, "Elemental Analysis of Pd Complexes: Effects of D₂ Gas Permeation", Jpn. J. Appl. Phys. 41 (2002) 4642-4648.
- [2] D. Sekiba, H. Yonemura, T. Nebiki, M. Wilde, S. Ogura, H. Yamashita, M. Matsumoto, J. Kasagi, Y. Iwamura, T. Itoh, H. Matsuzaki, T. Narusawa, K. Fukutani, "Development of micro-beam NRA for 3D-mapping of hydrogen distribution in solids: Application of tapered glass capillary to 6 MeV ¹⁵N ion", Nucl. Instr. and Meth. in Phys. Res. B 266 (2008) 4027–4036.

Characterization of Cathodes Before and After Electrolysis

John Dash

Portland State University, Portland, OR, USA.

We previously reported that palladium cathodes developed microscopic rimmed pits and evidence of localized melting and recrystallization during electrolysis in heavy water electrolyte[1,2]. We also detected pits on a titanium cathode after electrolysis in a similar electrolyte[3]. For both Pd and Ti, anomalous elements were detected in the pits but not in the surroundings. Mass spectrometry of Pd cathodes after electrolysis produced evidence of inversion of isotopic abundance [4]. Our recent research includes studies of the microchemical composition of scratches made with a razor blade on the surfaces of Pd cathodes before and after electrolysis. Analyses were made with an energy dispersive spectrometer from the surface to the bottom of each scratch. Each spectrum gave the chemical analysis of about one cubic micron of the cathode. These results and their interpretation will be presented.

References:

1. D.S. Silver, J. Dash, and P.S. Keefe, *Fusion Technology*, 24, 423(1993).
2. W-S. Zhang, J. Dash, and Q. Wang, *Proc. 12th Int. Conf. on Cold Fusion*, World Scientific Publishing Co., 2006, (ed. A. Takahashi, K. Ota, and Y. Iwamura), p. 86.
3. J. Warner and J. Dash, *Proc. 8th Int. Conf. on Cold Fusion*, SIF Bologna, vol. 70, 2000, F. Scaramuzzi (ed.), p. 161.
4. J. Dash, Q. Wang, and D.S. Silver, *American Chemical Society Symposium Series : Low-Energy Nuclear Reactions and New Energy Technologies Sourcebook (Vol. 2)*, J. Marwan and S. Krivit, editors, Oxford Univ. Press, 2010, p.61.

Pd Isotopic Variations After LENR Experiment

M. Valat and J. Dash

*Eugene F. Mallove Laboratory for New Energy Research
Portland State University, Portland, OR 97207, USA*

Inspired by work done by A.G. Lipson, et al. in 2002 , this report details the variation of isotopic abundance after electrolysis experiments on palladium cathodes immersed in heavy water electrolyte. We provide evidence of isotopic variations by ion beam milling to various surface depths in the palladium cathode before and after low energy nuclear experiments. The isotopic measurements are made with a secondary ion mass spectrometer. Scanning electron microscopy is used to provide high resolution images which show the topography of cathodes after experiments, as well as the depth profiles milled into the cathode. An energy dispersive mass spectrometer is used to provide elemental composition of the cathode.

References:

- [1] Lipson, A.G., et al. Anomalous thermal neutron capture and sub-surface Pd-isotopes separation in cold- worked palladium foils as a result of deuterium loading, in the 9th International Conference on Cold Fusion, Condensed Matter Nuclear Science.2002. Tsinghua Univ., Beijing, China: Tsinghua Univ. Press.
- [2] Eugene F. Mallove Laboratory for New Energy Research – Portland State University

Characteristics and Energetics of Craters in LENR Experimental Materials

David J. Nagel

The George Washington University, Washington DC, 20052, USA

Craters with dimensions (diameters and depths) on the order of 10 to 100 micrometers are often observed on the surfaces of cathodes after electrochemical LENR experiments. They are strong evidence of very local and fast energy releases. This paper will provide a compilation of the characteristics of such craters from many papers. Then, the following questions will be addressed:

1. Do the rapid energy-release events, which cause craters, occur on the surface of cathodes or within them near the surface?
2. How much energy is needed to cause the formation of craters of the kinds observed in various cathode materials?
3. How much of the crater-forming energy winds up as sound or light, which might be diagnostically useful?
4. What fraction of the total excess energy might be released by crater-forming events, and is it practically significant?
5. If much of the excess energy is released during crater formation events, will cathode erosion provide a practical limitation on the lifetime of commercial LENR energy sources?

The overall goal of this study is to ascertain the utility of craters for (a) learning basic information about LENR mechanisms and (b) designing engineering energy sources. In addition, the scaling of craters will be examined to see if the energetics and dimensions of larger craters can provide any information of use for understanding of the energies of formation of LENR craters. Craters with diameters varying by over 10^6 were studied :



Craters of widely different size scales: From the left, a meteor impact crater about 1.15 km across in Arizona, a crater 390 meters in diameter from a nuclear device test in Nevada, the crater about 72 meters across from a TNT explosion in Hawaii, an Al hypervelocity impact target with a 33 mm diameter crater, and a crater 0.75 mm across at the focus of a high powered laser. The energy needed to form each of these craters is known or can be estimated. Hence, it is possible to extrapolate the energy and size data to estimate the formation energies of individual craters in LENR cathodes.

Stimulation of Low-Energy Nuclear Reactions in the Gas Discharge

Irina Savvatimova

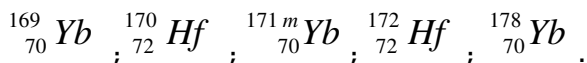
*Federal State Enterprise Scientific Research Institute "LUCH"
(FSUE SRI "LUCH"), Podolsk, Moscow region, 142116, Russia*

The review of major factors of influence on intensity of low-energy nuclear reactions in the gas discharge is presented. Intensity influences (contribution) of each factor is confirmed by experimental data.

The role of type of ions, the intensity of ions flow, of ions dose, voltage, temperature and current type on isotopes ratio change and quantity of additional elements is estimated. The contribution of superficial changes and cathode material is noted.

Abnormal effects in the materials irradiated with low-energy ions in the gas discharge are noted. Structural surface changes, changes of elements structure and isotopes structure for Pd, W, Ti and other after an irradiation by ions of hydrogen and deuterium in the gas discharge (GD) are described.

The basic analyses were executed various methods of mass-spectrometry and gamma spectrometry. It is shown, that considerable changes of isotopes ratio, occurrence of additional elements were accompanied gamma and x-ray radiation. Changes of isotopes ratio reached the factor 2-1000, quantity of the additional elements which are not detected to an irradiation in the gas discharge were from parts of percent to tens. In the majority of experiments the isotopes with mass numbers less and more than the basic matrix material were observed. Weak gamma radiation and the subsequent transformations after an irradiation by ions were noted. So isotopes of tungsten continued transition to isotopes with mass numbers smaller, than tungsten isotopes after experiment finish. Intensity of isotopes with mass numbers 169, 170, 171, 178 and 180 on mass spectra increased (grown) from 5 to 400 times (from 5-50 counts per second (cps) in an initial foils to 100-20000 cps after experiments). Comparison of thermo ionization mass-spectrometry data and gamma-spectrometry data has allowed to assume found after experiments following isotopes:



Observation of isotopes with mass numbers bigger and smaller of matrix material isotopes allows to believe, that the gas discharge stimulates low-energy nuclear reactions.

All effects of primary known work of the Indian scientists of 1990 are reproduced in the gas discharge.

References:

- [1] Transmutation Phenomena in the Palladium Cathode after Ions Irradiation at the Glow Discharge, Savvatimova I.B., Senchukov A. D. ICCF6, 1996, v. 2, 575.
- [2] Transmutation effects in the cathode exposed glow discharge. nuclear phenomena or ion irradiation results? Irina Savvatimova, ICCF7 1998.
- [3] Influence of parameters of glow discharge on change of structure and the isotope composition of the cathode materials, Savvatimova I.B, Gavritenkov D.V, ICCF11, 2006.
- [4] Creation Of More Light Elements In Tungsten Irradiated By Low-Energy Deuterium Ions , Savvatimova I.B, ICCF13, 2007.
- [5] Nuclear products ratio for glow discharge in deuterium, KarabutA, Kuchеров Ya, Savvatimova I, Phys.Let, 1992, 265-272.

Observation of Pits & Pit Swarms in Plastic Solid-State Detectors Exposed in Space and their Erzion Interpretation

Y.N.Bazhutov¹, L.L.Kashkarov², V.V.Kulikauskas³,
Y.A.Sapozhnikov⁴ and C.A.Tretyakova³

*¹Terrestrial Magnetism, Ionosphere and
Radiowave Propagation Institute of the Russian Academy of Science,
(IZMIRAN) Troitsk, Moscow, Russia*

*²Vernadsky Institute of Geochemistry and Analytical Chemistry, RAS,
Moscow, Russia*

*³Skobeltsyn Nuclear Physics Institute at the Lomonosov
Moscow State University, Moscow, Russia;*

*⁴Lomonosov Moscow State University, Chemical Department,
Radiochemical Division, Moscow, Russia*

In Plastic Solid-State Detector (PSSD) exposed there were observed an intensive cover of the films from reams of solid-state detectors by pits (tracks with special pit form & small depth) after their exposition in a free space on the satellite orbit. For their explanation it has been offered the mechanism of nuclear interaction of hypothetical neutral cosmic space Erzions. To proof this hypothesis the further measurements of production of nuclei Tritium (H^3) and radiocarbon (C^{14}) in films material has been lead by a radiochemical method. The depth distribution of such pits by means of a microscope for different pits diameters has been in more detail investigated and additional film calibration in a beam of nuclei of hydrogen & nitrogen with energy 0,1-5 МэВ has been executed. The received results of calibration, measurements of production of Tritium and radiocarbon in exhibited films and new visual researches of tracks depth distribution have given the new information on conformity to the put forward hypothesis.

For further check of the pit nature by Erzion hypothesis it has been executed the search of large (~100) pits swarms in Plastic Solid-State Detector (PSSD) exposed in Space. It was analyzed films of different kind of PSSD (CN, CR, CZ) from different piles & satellite flights. As a result it was observed a lot of such swarms and some of them were correlated with the end of high ionization track. All this expected from stopping negative charged cosmic ray Erzions. Such pictures are presented and discussed in report.

Characterization of Pd-Ni-Zr Oxide Compounds

A.Kitamura¹, N.Kubota², T.Murota³, T.Tahara³
and A.Takahashi⁴

¹*Graduate School of Maritime Sciences, Kobe University,
Kobe 6580022, Japan*

²*Nanophoton Corporation, Suita 5650871, Japan*

³*Santoku Corporation, Kobe 6580013, Japan*

⁴*Professor Emeritus, Osaka University, Japan*

The phenomenon of anomalous generation of heat and He⁴ by deuterium / protium absorption of nano-sized Pd powders first reported by Arata and Zhang [1] has been extensively studied in these years. A twin absorption system was installed by Kobe Group (Kobe Univ. and Technova Inc.) for simultaneous D₂ and H₂ gas absorption experiments using Pd micronized particles and oxide composites of nano-sized Pd and Zr [2]. The samples tested so far include the 0.1-μm-diam. Pd powder (Nilaco Corporation) [2], 300-mesh Pd-black powder (Nilaco Corp.) [2], a Pd-Zr oxide composite "PZ" (Santoku Corporation) [3-9], a Ni-Zr oxide composite "NZ" (Santoku Corp.) [4], a Pd-Ni-Zr oxide composite "PNZ" (Santoku Corp.) [4], and another Pd-Ni-Zr oxide composite "PNZ2B" [8,9] provided by Brian Ahern, Vibronic Energy Technologies Corporation.

The phenomenon is thought to be very sensitive to mesoscopic structure of the sample as well as the degree of oxidization [6-9]. To clarify the mechanism of anomalous heat evolution, study of material characterization is discussed in the present paper. The characterization methods include SEM, XRD, Laser Raman microscopy, TEM and PIXE analyses. Preliminary measurements have indicated some structural changes after absorption experiments.

References:

- [1] Y. Arata and Y. Zhang; The special report on research project for creation of new energy, J. High Temperature Society, 2008, No. 1.
- [2] T. Nohmi, Y. Sasaki, T. Yamaguchi, A. Taniike, A. Kitamura, A. Takahashi, R. Seto and Y. Fujita; Proc. ICCF14, Washington DC, 2008, paper 15.

- [3] A. Kitamura, T. Nohmi, Y. Sasaki, A. Taniike, A. Takahashi, R. Seto and Y. Fujita ; Physics Letters A 373 (09) 3109: Y. Sasaki, A. Kitamura, T. Nohmi, Y. Miyoshi, A. Taniike, A. Takahashi, R. Seto and Y. Fujita; Proc. 9th Meeting of Japan CF-Research Society, 2009, p.23-28.
- [4] A. Kitamura, A. Takahashi, Y. Sasaki, Y. Miyoshi, A. Taniike, R. Seto and Y. Fujita; to be published in J. Condensed Matter Nuclear Science.
- [5] Y. Sasaki, A. Kitamura, Y. Miyoshi, T. Nohmi, A. Taniike, A. Takahashi, R. Seto and Y. Fujita; Proc. ICCF15, Rome, 2009.
- [6] A. Kitamura, Y. Miyoshi, H. Sakoh, A. Taniike, A. Takahashi, R. Seto and Y. Fujita; Anomalous Heat Evolution in Charging of Pd Powders with Hydrogen Isotopes; submitted to Journal of Condensed Matter Nuclear Science.
- [7] A. Takahashi, A. Kitamura, Y. Sasaki, Y. Miyoshi, A. Taniike, R. Seto and Y. Fujita; Role of PdO Surface-Coating in CMNE D(H)-Gas Loading Experiments; submitted to Journal of Condensed Matter Nuclear Science.
- [8] Y. Miyoshi, et al.; to appear in this conference.
- [9] A. Takahashi, et al.; to appear in this conference.

Effect of Forced Oxidization on Hydrogen Isotope Absorption/Adsorption Characteristics of Pd-Ni-Zr Oxide Compounds

Y. Miyoshi¹, H. Sakoh¹, A. Taniike¹, A. Kitamura¹,
A. Takahashi², R. Seto² and Y. Fujita²

¹*Graduate School of Maritime Sciences, Kobe University,
Kobe 6580022, Japan*

²*Technova Inc, Tokyo 1000011, Japan*

In order to confirm heat and He⁴ generation by deuterium (D) absorption in nano-sized Pd powders reported by Arata and Zhang [1], we established a twin absorption system for simultaneous D₂ and H₂ gas absorption experiments using Pd micronized particles and oxide composites of nano-sized Pd and Zr [2]. In the present work, three kinds of samples are tested; the Pd-Zr oxide composite "PZ" and a Pd-Ni-Zr oxide composite "PNZ", both supplied by Santoku Corporation, and another Pd-Ni-Zr oxide composite "PNZ2B" provided by Brian Ahern, Vibronic Energy Technologies Corp. Simultaneous introduction of the D₂ and H₂ gases into each reaction chamber from each reservoir tank is performed with flow rate control by "Super Needle" valves. The as-received samples are oxidized to some extent. To investigate the effect of oxidization on sorption (absorption and/or adsorption) rate and heat release rate, we applied forced de-oxidization and forced oxidization (to make 5 – 10 % PdO or NiO) to the samples. Oxidization was made at 473 K or 573 K in oxygen gas at a pressure of 0.3 MPa(a), while de-oxidization was made at 573 K in D₂ (H₂) gas at a pressure of 0.3 - 0.5 MPa(a). The D₂ (H₂) absorption runs have revealed the following facts for the 1st phase [2, 3], where predominant heat evolution associated with hydrogen isotope sorption proceeds;

1. Forced de-oxidization of the PZ and PNZ samples gave greatly reduced loading ratio D(H)/M and heat release rate compared to very large values for as-received samples, which were recovered significantly by forced oxidization.
2. Time-resolved measurements have been applied to the PZ samples to reveal existence of sub-phases, 1a and 1b. In the 1a-phase, the anomalously large heat evolution proceeds under relatively low pressure below 3 kPa, while relatively small amount of heat is generated in the 1b-phase

under relatively high pressure (3 – 10 kPa) with significant isotope dependence. Oxygen incorporation is necessary for the 1a-phase to appear.

3. Time-resolved specific sorption energy, or differential heat of hydrogen uptake, $\eta_b(t)$ ($\eta_H(t)$), defined as the output energy per one hydrogen isotope atom absorbed/adsorbed is very large; η_D (η_H) \approx 1.33 eV/D (1.15 eV/H) for the 1a-phase, and η_D (η_H) \approx 0.47 eV/D ($\eta_H \approx$ 0.41 eV/H) for the 1b-phase, respectively as averaged values in their intervals.
4. For the PNZ2B sample, the effect of de-oxidization on the rates is very modest, and forced oxidization made almost perfect recovery. We observed anomalous change of gas pressure in the early stage of sorption caused probably by the effect of surface NiO layer, and anomalously large D(H)/M ratios exceeding 3.0. The averaged value of the differential heat of hydrogen uptake, η_b (η_H) \approx 0.61 (0.55) eV/D(H), has a modest isotopic effect of about 10%. However, similarly to the case of PZ samples, η_b sometimes exceeded η_H several times in some time intervals, which might be of nuclear origin.

References:

- [1] Y. Arata and Y. Zhang: The special report on research project for creation of new energy, J. High Temperature Society, 2008, No. 1.
- [2] T. Nohmi, Y. Sasaki, T. Yamaguchi, A. Taniike, A. Kitamura, A. Takahashi, R. Seto and Y. Fujita; Proc. ICCF14, Washington DC, 2008, paper 15.
- [3] A. Kitamura, Y. Miyoshi H. Sakoh, A. Taniike, A. Takahashi, R. Seto and Y. Fujita; submitted to Journal of Condensed Matter Nuclear Science.

Are Oxide Interfaces Necessary for LENR?

D.D. Dominguez, D.A. Kidwell, D.L. Knies and K.S. Grabowski

Naval Research Laboratory, Washington DC 20375, USA

Several theoretical calculations have shown that deuterium atoms are not sufficiently close in bulk palladium for fusion to occur.[1]

Other theories suggest that high electric fields are necessary to initiate LENR. These fields are often associated with interfaces and need not be generated by some collective property of the material.

Certain oxides, such as Zeolites, are known to have electric fields as high as 9.5V/nm inherent in their structure.[2] This could be one reason gas loading may be successful for observing LENR in Zeolites.[3] In electrolytic loading no oxides exist initially as the oxides may inhibit high loading with deuterium. However, if one intentionally or accidentally contaminates the surface with oxides during the electrolysis and after deuterium loading, such an interface could be generated.

We will briefly discuss the role of oxide structures in LENR and present experimental data where excess heat is only triggered during electrolytic loading when such structures are generated.

References:

- [1] Z. Sun and D. Tománek, "Cold Fusion: How Close Can Deuterium Atoms Come inside Palladium?", *Physical Review Letters*, 63 (1989) 59-61.
- [2] C. Otero Areán, O.V. Manoilovab, B. Bonellic, M. Rodríguez Delgado, G.Turnes Palominoa, and E. Garrone, "Thermodynamics of hydrogen adsorption on the zeolite Li-ZSM-5C", *Chemical Physics Letters*, 370 (2003) 631-635.
- [3] D.A. Kidwell, A.E. Rogers, K.S. Grabowski, and D.L. Knies, "Does Gas Loading Produce Anomalous Heat?", 15th International Conference on Condensed Matter Nuclear Science, Rome, Italy October 5-9, 2009.

The study of the Fleischman & Pons Effect through the Materials Science Development

V. Violante¹, F.Sarto¹, E. Castagna¹, S. Lecci¹, M. Sansovini¹
M. McKubre² and F. Tanzella²

¹*ENEA CR Frascati, Via Enrico Fermi, 45 – 00044,
Frascati (Rome) Italy*

²*SRI International Menlo Park, CA, USA*

The state of the palladium metal has been identified on the basis of statistical data to play fundamental roles in producing the Fleischman-Pons excess heat effect. The deuterium loading dynamics and its equilibrium concentration are mostly controlled by the metallurgy; a minimum threshold loading ($D/Pd \sim 0.9$) is necessary to observe the excess. The crystallographic orientation is also correlated with the phenomenon such that mainly $\langle 100 \rangle$ oriented samples gave the highest reproducibility. A specific cathode surface morphology, identified by means of the power spectral density function, represents an additional identified condition to observe the effect.

Materials specimens respecting the characteristics described above have been used to obtain a transportable reproducibility. Designed materials giving excess power have been produced but the amplitude of the signals and full reproducibility are not yet achieved. Other features of the material such as the nature and content of impurities and defects seems to be crucial in obtaining the required palladium characteristics.

Correlation Between Surface Properties and Anomalous Effects in F&P Experiments

E. Castagna, S. Lecci, M. Sansovini, F. Sarto and V. Violante

*ENEA, C. R. Frascati, Via Enrico Fermi, 45 - 00044
Frascati, Rome, Italy*

The understanding of the physical mechanism which is responsible for anomalous excess heat production during F&P experiments is very challenging and it is complicated further by the high interdependence among the different involved features. A strong correlation has been observed between this anomalous phenomena and palladium surface related properties such as easy loading at low current, crystal grain distribution, crystallographic orientation, surface morphology [1]. In this work a review is proposed of F&P experiments giving anomalous heat production and their correlation with cathode surface properties, deuterium kinetics in palladium lattice and electromagnetic interactions at metal/electrolyte interface.

References:

- [1] V. Violante, F. Sarto, E. Castagna, M. Sansovini, S. Lecci, D. L. Knies, K. S. Grabowski, G. K. Hubler, "Material Science on Pd-D System to Study the Occurrence of Excess Power" to be published in Proceedings of ICCF-14 International Conference on Condensed Matter Nuclear Science, 2008, Washington, DC.

Robust Performance Validation of LENR Energy Generators

K. S. Grabowski¹, D. L. Knies¹, M. E. Melich²,
A. E. Moser³ and D. J. Nagel⁴

¹*Naval Research Laboratory, Washington DC 20375 USA*

²*Naval Postgraduate School, Monterey CA 93943 USA*

³*Nova Research, Inc., Alexandria VA 22308 USA*

⁴*The George Washington University, Washington DC 20052 USA*

The development of any prototype energy generator based on new physics raises the requirement for rigorous performance testing, particularly in the evolving area of low energy nuclear reactions (LENR). Before such devices can transition into the market place, independent and reliable validations are required. Such validation testing is a prerequisite to the sale of existing or evolved prototypes, acquisition of any rights to intellectual property, or investment in the further development of technology embodied in the existing prototypes. Prospective customers and investors should demand to learn the performance characteristics, and be able to review the results of such rigorous tests.

The primary purpose of this paper is to stimulate discussion on how to perform a test to provide independent validation of a claimed new energy source. The goal is to generate guidelines for how an independent tester can provide sufficient details about the measurement and specifications of device performance, so that the results of the prototype device performance tests can be accepted. Even though the internal details of the early power generators might be proprietary, energy sources offered for sale can and should be accompanied by a detailed test methodology description, independent test results, and adequate performance specifications. Our system and methodology can satisfy the needs for rigorous testing and adequate data.

The initial claimed LENR energy generators are expected to produce excess heat, with later versions producing electricity from heat. Thus, heat measurements with well-calibrated and redundant sensors are required. Many types of calorimeters have already been used for LENR experiments. Of them, mass flow calorimetry seems best adapted to prototype generator performance validation. We developed a water flow system and protocols that can accurately

measure the rates of input and output matter and energy flow over extended periods of time, thereby providing energy gain values for devices producing kilowatts of excess heat. Diverse meters and methods were employed to measure the water flow rate. Thermocouples and infrared pyrometers gave the input and output water temperatures. Any electrical or gas inputs should also be measured redundantly. The system is best suited for power measurements between 0.2 to 20 kW, although that range could be extended to higher powers. It was tested with a commercial water heater at the 10 kW level. Additionally, if the source of energy is claimed to be from new physics such as LENR, tests must be conducted for a sufficiently long time to eliminate the possibility of stored chemicals contributing to output energy from the device. Hence, the volume and mass of the device must be known. Controls, calibrations, and stability measurements are also needed. They, and all other aspects of the validation testing, must be thoroughly documented, and any expected safety issues should be disclosed.

Optimization of LENR Energy Generators

Kamron Fazel¹ and David J. Nagel²

¹ *Pennsylvania State University, University Park PA 16802, USA*

² *George Washington University, Washington DC 20052, USA*

Reproducibility and controllability of energy sources are required for their commercialization and practical use. Sources of energy based on Low Energy Nuclear Reactions (LENR) are still unpredictable and inadequate for routine private or industrial use. However, the ability to replicate and control some LENR experiments is improving. It is not unreasonable to anticipate eventual mastery of both reproducibility and controllability. Then, it may be possible to build practical prototypes and products.

When engineered devices enter the market, they are usually not optimized for performance or for the low costs of acquisition, operation and maintenance. This reality is expected to apply to the early LENR energy generators. In this paper, we focus on the optimization of the performance of LENR devices, including both early prototypes and, especially, later commercial products. The energy gain factor (energy out/energy in) is the primary metric for performance optimization.

McKubre and his colleagues provided an empirical equation for electrochemical LENR experiments. It relates power output due to nuclear reactions to the electrical current density at the cathode surface, the ratio of deuterons to Pd atoms within the cathode, and the rate of change of that ratio. We employed that equation, term by term, to consider potential improvements in the output power due to LENR.

Swartz developed and analyzed the concept he calls the Optimal Operating Points (OOP) based on high-impedance and other electrochemical experiments. Optimization of LENR energy gains using on the OOP concept will be examined.

Next, we consider improvement of the output of gas-loaded LENR energy devices, such as those reported by Arata and Zhang. Many people expect that gas-loading approaches to LENR will be the first commercial devices. Hence, their optimization is important.

It has been shown experimentally that various stimulation or agitation methods can enhance excess energy production. We review the methods that have already been employed, and considered agitation methods, which are available for future experiments

Finally, the central role of materials for performance optimization of LENR energy generators will be examined. It is expected that materials optimization will prove to be very important for commercial LENR devices.

Technology of Environmentally Clean Remediating Radioactive Waste based on Low Energy Transmutation of Radioactive Nuclides

I.Goryachev and V.Kuznetsov

Kurchatov Institute, 1, Kurchatov Sq, Moscow 123182, Russia

At present intensive investigations are being carried on in many countries with a view to developing effective methods of treating radioactive waste (RW). In most cases those works are aimed at providing isolation of RW from environment and long term safe storing RW of different origination. One of the directions of developing such technologies with application to low and intermediate level RW stipulated significant decreasing of the waste initial volume and converting it into a form suitable for disposing it of for a long term storage.

It is recognized now by many specialists that the most perspective technology for solving this problem is the technology of plasma pyrolysis of the organic components and melting inorganic part of RW and converting it into the form of vitrified slag. Provided the appropriate technical solution implemented the technology stipulates incorporating (capturing) 90-95% of the entire radioactivity of the waste material inside the vitrified slag as well as actual absence of dangerous discharging of radioactive and other hazardous products into the atmosphere.

Such technology has been developed in Russian Research Center "Kurchatov Institute" and realized in Russia in cooperation with Scientific and Industrial Association "Radon" at two pilot facilities – installations "Pyrolis" and "Pluton" – and at present, based on those two installations, a number of new facilities of higher capacity for processing RW at nuclear power plants and processing waste of different originations. It is worth to note that these Russian facilities obtain a number of significant advantages as compared to other known installations implementing analogous technological principles, in particular, the "PACT" installations developed and manufactured by the "Retech" US company.

However, even these sophisticated installations do not solve completely the problem of RW remediation since the secondary

product of plasma processing, though being highly stable, nevertheless remain radioactive and hence needs special handling and storage space.

Meanwhile, thanks to the success in research of low energy transmutation of nuclei of chemical elements, now there has appeared a possibility of solving the problem of utter remediation of RW. The results of experimental and theoretical research of a group of Russian scientists at the Dubna Center of Applied Physical Research (published in the journal "Annals de la Fondation Louis de Broglie", vol. 28, № 2 2003.

Web-site:<http://FondationLouisdeBroglie.org> Article: Low Energy Transmutation of atomic Nuclei of Chemical Elements by V.Kuznetsov et al.) allow to hope that the newly discovered method of electromagnetic impact on radioactive materials that results in transforming unstable isotopes into stable ones and such process is not accompanied with any ionizing irradiation. It was determined that low energy transmutation is actually a threshold nuclear reaction of resonance nature and of exothermic type which makes it energetically advantageous. According to their findings in order to initiate reaction of transmutation radioactive material is placed into special reactor and subjected to irradiation with electro-magnetic energy of specific frequency, amplitude and topology. The authors of that discovery determined that the process of transmutational processing RW may take from decades of minutes to several hours depending on the isotopic composition of radioactive compound and its concentration. The highest efficiency of the process is to be achieved when working with concentrated mixtures.

Such conclusion makes it reasonable to stipulate that the most effective approach towards RW remediation may become combination of the above mentioned plasma processing technology which provides concentration of dissipated radioactivity into slag compound thanks to the capability of the plasma process to capture most of the radioactivity provide almost 100-fold shortage of the slag volume as compared to the initial volume of the material accepted for processing, - combination of the same with the process of stabilization of the radioactive slag in special transmutation reactor. The design of such reactor has been developed. The task of today is recognized to be practical creation of an experimental unit of such reactor based on the principles found by Russian scientists.

Technology of Wasteless Low Cost Desalinating Sea Water Based on Low Energy Transmutation of Chemical Elements

I.Goryachev¹ and V.Kuznetsov

¹ Kurchatov Institute, 1, Kurchatov Sq, Moscow 123182, Russia

The problem of manufacturing fresh water is highly acute in many regions throughout the world. The range of using desalination of sea water mostly depends upon the economical characteristics of the desalination process which are determined by power consumption because so far power consumption plays the decisive role in determining the final cost of fresh water produced. Another problem related to desalination of sea water is the environmentally harmful consequences of disposing off the secondary highly salted residual solution back into the sea.

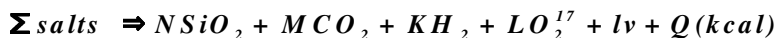
Nowadays the most sophisticated technology of desalinating sea water is accepted to be the technology of reverse osmosis. Of later years the main efforts in developing the technologies of desalinating water were aimed at improving the existing technologies and developing sophisticated ones as well as their combination in hybrid systems with a view to lowering the specific cost of portable water produced and raising the efficiency of the desalinating installations.

The goal of developing the innovative technology of desalinating sea water was to exclude the dangerous influence of sewage water on fish and sea vegetation.

The key point of the technology is implementation of the process of low energy transmutation to provide transition of atoms of salts to silicon oxide (sand) and gases. Both sand and gas are easily separated from water. The degree of final salinity of water can be changed. Transmutational radiation is generated by special beam generators (TM-generator).

The full equations of transmutational reactions taken place under the influence of TM-radiation are pretty complex and depend on

specific chemical composition of sea water processed. The base equation of transition looks as follows:



where the weight coefficients are determined by sea water chemical composition, frequency characteristics of TM-generator and amplitude of TM-radiation. The reaction is exothermic and the excess heat can be used for practical purposes which makes the final cost of the desalinated water even cheaper. The Transmutational

Desalinating Reactor (DTR) destroys salt completely. Sand, carbonic gas, an isotope of oxygen O^{17} , hydrogen and heat will be obtained as waste. Sand can be used in construction, heat and hydrogen for heating and generating electric power, O^{17} can be used in the industry.

The preliminary estimations of the main parameters of such desalination technology are as follows:

Input electric power — $500 \div 1,000$ kW
 Productivity of installation — $1,312 \text{ m}^3/\text{day}$
 Cost of the desalinated water — 0.48 €/m^3

The desalination installation (DTR) is proposed to be combined with a transmutational power generator TPG-10 to supply the installation with electricity. It will make the cost of desalinated water $\sim 0.02 \text{ €/m}^3$. As the output of TPG-10 is 10 MW it can supply $\sim 15 \div 16$ desalination installations. The set of $15 \div 16$ DTR will produce $\sim 21,000$ tons of portable water per a day at the price of 0.02 €/m^3 .

The total estimated costs of the project amounts approximately to 3.8 million €. It will be a true technological breakthrough in the market of the desalinated water.

Hot and Cold Fusion for Energy Generation

David J. Nagel

*The George Washington University,
Washington DC 20052 USA*

Sixty years of research on hot fusion have cost about \$20B. Only one of the dozens of experiments has barely reached breakeven, the point at which the energy produced is equal to the energy spent for its production. Twenty years of work on "cold fusion" cost less than \$0.2B. Energy amplifications exceeding 10 for the Palladium-Deuterium system, and more than 100 for the Nickel-Hydrogen system, have been reported, but not verified. Hot fusion is understood and may result in large power plants in several decades. "Cold fusion", now called Low Energy Nuclear Reactions (LENR), remains a scientific mystery. If adequately funded, LENR could lead to safe, non-radioactive, green, small, distributed nuclear energy sources in less than two or three decades, well before hot fusion can produce commercial power.

AUTHOR INDEX

Author Name	TOPICS							
	Ov	GL	EL	Th	NP	Tr	Mt	ET
Adamenko S.V				08				
Alvarez E.		06						
Andreassi V.		12						
Arata.Y		01						
Bao Jianer			03					
Baranov D. S.			14					
Baranova O.D			14					
Bazhutov Yu.N.			09	11		06		
Borla O.					04			
Calamai		12						
Cantwell R.		03						
Cardone F.					05			
Carpinteri A.					04			
Castagna E.							04,05	
Celani F.		12						
Chaudhary I.U.				01				
Chernov I.					02			
Chubb S.R			04	02				
Cook N.D.				03,07				
Dallacasa V.				03,07				
Dardik I.			01					
Dash J.						02,03		
Dmitriyeva O.		03						
Dominguez D.D.		04,05					03	
Dong Z. M.		07						
Dufour J.				06				
Fazel K.								02
Frisone F.				10				
Fujita Y.		02					02	
Fukutani K.						01		
Godbole V.				15				
Goryachev I.								03,04
Grabowski K.S.		05					03	01

	Ov	GL	EL	Th	NP	Tr	Mt	ET
Gupta R.C.				13,14				
Hagelstein P.			13	01				
He J.H.		04						
Hibi S.					01			
Hioki T.					01			
Imam M.A.		04	11					
Itoh T.						01		
Iwamura Y.						01		
Jin L.		08	08					
Johnson R.W.			02					
Karabut A.B.			06		03			
Karabut E. A.			06		03			
Kasagi J.					01			
Kashkarov L.L.			09			06		
Kidwell D.A.		04,05, 06					03	
Kitamura A.		02					01,02	
Klug C.A.		05						
Knies D.L		05,06					03	01
Krasnov D.					02			
Kubota N.							01	
Kulikauskas V.						06		
Kuznetsov V								03,04
Lacidogna G.					04			
Lakshmanan. A				Th-12				
Lecci S.							04,05	
Lesin S.			01					
Letts D.G.			04					
Li X.Z.		07						
Liang C. L.		08						
Liu B.		07						
Lu X		08	08					
Lyakhov B.					02			
Lyapin G.S.			09					
Mancini A.		12						

	Ov	GL	EL	Th	NP	Tr	Mt	ET
Manuello A.					04			
McConnell M.		03						
McKubre M.	01		03				04	
Melich M. E.			02					01
Meulenberg A.				04,05				
Miles M.			05,11 12,13					
Mignani R.					05			
Miyoshi Y.		02					02	
Mizuno T.			15					
Moddel G.		03						
Moser A.E.		05						01
Murota T.							01	
Nagel D. J.			15			04		01,02 05
Nakamura M.		12						
Nuvoli A.		12						
Ortenzi B.		12						
Petrucci A.					05			
Popov V.V.			09					
Purchi E.		12						
Righi E.		12						
Roarty B.P.			10					
Roussetski A.					02			
Rumyantsev A.D.			09					
Ryabova R.V.			09					
Sakho H.		02					02	
Sansovini M.							04,05	
Sapozhnikov Yu.			09			06		
Sarto F.							04,05	
Savvatimova I.						05		
Scholkmann F.			15					
Seto R.		02					02	
Shen B.		08	08					
Sichuan		07						
Sinha K.P.				04,05				

	Ov	GL	EL	Th	NP	Tr	Mt	ET
Spallone A.		12		04,05				
Storms .E	02,03	09						
Stringham R.					06			
Tahara T.							01	
Takahashi A.		02					01,02	
Taniike A.		02					02	
Tanzella F.		06	03				04	
Tarassenko G.		10						
Tian J.		07,08	08					
Trenta G.		12						
Tretyakova C.A.						06		
Tsvetkov S.		11						
Valat M.						03		
Violante V.							04,05	
Vysotskii V.I.				01,08, 09				
Vysotskyy M.V.				09				
Walker C.			10					
Wang C.			08					
Wang X.F.		01						
Wang Q.					01			
Watari N.						01		
Wei Q. M.		07						
Xing Li Z.		07						
Yamazaki N.						01		
Yi H. :		07						
Yonemura H.						01		
Zhang H.		08						
Zhang W.S.			07					
Zhang Y.C.		01						
Zheng X.		08	08					
Zhu L.		08						

*A Note on the Sculpture of Nataraja, the Dancing Shiva, depicted on the Cover **

"An extraordinary iconographic representation of the rich and diverse cultural heritage of India, the form of Nataraja, symbolizing the cosmic dance of Shiva, had its initial roots during the Pallava period (6th century) and was later refined by 9th and 10th century artists during the Chola period (880-1279 CE) in a series of beautiful bronze sculptures. By the 12th century AD, it achieved canonical stature and soon the Chola Nataraja became the supreme statement of South Indian art.

The term 'Nataraja literally means 'King of Dancers' (Sanskrit nata = dance; raja = king). Nataraja epitomizes "Ananda Tandava", Shiva's "Cosmic Dance of Bliss" after annihilating the Ego. The most famous Nataraja idol is installed at the 1600 year old Nataraja temple in Chidambaram, a coastal town about 250Km south of Chennai.

"In a marvelously unified and dynamic composition expressing the rhythm and harmony of life, Nataraja is shown with four hands representing the cardinal directions. He is dancing, with his left foot elegantly raised and the right foot on a prostrate dwarf figure, 'Apasmara Purusha', the personification of illusion and ignorance over whom Shiva triumphs. The upper left hand holds a flame, the lower left hand points down to the dwarf. The upper right hand holds an hourglass drum or 'dumroo' that stands for the male-female vital principle, the lower shows the gesture of assertion: "Be without fear." Snakes that stand for egotism, are seen uncoiling from his arms, legs, and hair, which is braided and bejeweled. His matted locks are whirling as he dances within an arch of flames representing the endless cycle of birth and death. On his head is a skull, which symbolizes his conquest over death. Goddess Ganga, the epitome of the holy river Ganges, also sits on his hairdo. His third eye is symbolic of his omniscience, insight, and enlightenment. The whole idol rests on a lotus pedestal, the symbol of the creative forces of the universe."

In his article "The Dance of Shiva: The Hindu View of Matter in the Light of Modern Physics," and later in his book the "The Tao of Physics" (1976), Fritzhoff Capra beautifully relates Nataraja's dance with modern physics. He says that "every subatomic particle not only performs an energy dance, but also is an energy dance; a pulsating process of creation and destruction...without end... For the modern physicists, then Shiva's dance is the dance of subatomic matter. As in Hindu mythology, "it is a continual dance of creation and destruction involving the whole cosmos; the basis of all existence and of all natural phenomena."

In 2004, a 2m statue of the dancing Shiva was unveiled at CERN, the European Center for Research in Particle Physics in Geneva. A special plaque next to the Shiva statue explains the significance of the metaphor of Shiva's cosmic dance with quotations from Capra: "Hundreds of years ago, Indian artists created visual images of dancing Shivas in a beautiful series of bronzes. In our time, physicists have used the most advanced technology to portray the patterns of the cosmic dance. The metaphor of the cosmic dance thus unifies ancient mythology, religious art and modern physics."

In the context of the ICCF 16 conference in Chennai, we would like to believe that Nataraja symbolizes the "dance of the deuterons in the dynamic lattice, destroying old elements and creating new ones, while unleashing cosmic energy in the process"!

ICCF 16 participants will have brief glimpses of a live classical "Bharata Natyam" dance performance at the cultural program on Tuesday 8th February evening at Kalakshetra.

**Adapted from the article : "Nataraj: The Dancing Shiva" By Subhamoy Das*

IMPORTANT PHONE NUMBERS

For conference program related matters :

M.Srinivasan, Chairman, Organizing Committee	93805.60672
L.V.Krishnan, Member, Organizing Committee	98840.65641

For Sightseeing trip and accommodation related issues :

C.V.K.Maithreya, Head, Management Committee	98410.17295
--	-------------

For Medical Questions :

Sunitha Maithreya In case of Medical Emergencies	98410.35726
---	-------------

For Transportation Requests and advice :

D.Rajindran, Transportation Coordinator	98409.22640
--	-------------

For Queries on Post Conference W/S on Materials Issues :

Dr.C.S.Sundar, IGCAR, Kalpakkam (Convener)	97905.22807
---	-------------

For Queries on Post Conference W/S on Biological Transmutation :

Richard Thilagaraj (SRM University)	98407.12683
Rani George (IGCAR)	94447.50770

Electronic Conference Bulletin Board :

The organizing committee would be posting changes in program and other announcements during the meeting on the electronic bulletin board of the conference on a daily basis. For viewing this please log on to iccf16bulletinboard@gmail.com using the password "Chennai2011". Click on Google Documents and select latest posting.